


材质 Material:

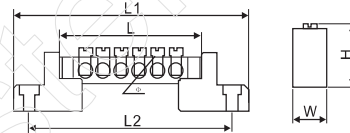
- PA 尼龙66,防火等级94V-2阻燃, 抗溶性, 抗冲击力好, 工作温度:-30°C~110°C
- ABS耐热性, 耐低温, 阻燃, 高强度, 抗冲击力好, 工作温度:-20°C~70°C
- PE 聚乙烯良好的柔韧性、透明度、延伸性、抗溶性、耐辐射; 工作温度:-40°C~65°C
- 黄铜、螺丝铁质表面镀锌
- 适用电压范围: 250-450V
- 底座颜色, 参照图片, 特殊颜色欢迎订做

- PA, Polyamide 66, 94-2 grade. Inflamming retarding, Working Temperature: -30°C to 110°C .
- ABS, good resist dissolve, good bounce impact fore. Working Temperature: -20°C to 70°C .
- PE, Polypropylene, Inflamming retarding, low transparency, low rigidity, good bounce impact force. Working Temperature: -30°C to 110°C.
- Brass. Screw is iron plated zinc.
- Voltage:250-450V.
- Color: according sample picture or customized.


004



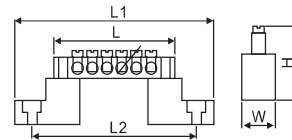
| Way | Spec. | L | L1 | L2 | H | W | Φ | Screw Size | Plastic Setting |
|-----|--------|-------|-------|-------|----|------|-----|------------|-----------------|
| | Wxh | mm | | | | | | | |
| 6 | 6 × 9 | 53.5 | 85 | 72.5 | 22 | 12.5 | 5 | M4 × 7 | ABS、 PE |
| 7 | 6 × 9 | 60 | 91.5 | 79 | 22 | 12.5 | 5 | M4 × 7 | ABS、 PE |
| 8 | 6 × 9 | 66.5 | 98 | 85.5 | 22 | 12.5 | 5 | M4 × 7 | ABS、 PE |
| 10 | 6 × 9 | 79.5 | 111 | 98.5 | 22 | 12.5 | 5 | M4 × 7 | ABS、 PE |
| 12 | 6 × 9 | 92.5 | 124 | 111.5 | 22 | 12.5 | 5 | M4 × 7 | ABS、 PE |
| 6 | 8 × 12 | 66.5 | 95.5 | 82.5 | 26 | 12.5 | 6.5 | M5 × 10 | ABS、 PE |
| 7 | 8 × 12 | 74.5 | 103.5 | 90.5 | 26 | 12.5 | 6.5 | M5 × 10 | ABS、 PE |
| 8 | 8 × 12 | 82.5 | 111.5 | 98.5 | 26 | 12.5 | 6.5 | M5 × 10 | ABS、 PE |
| 10 | 8 × 12 | 98.5 | 127.5 | 114.5 | 26 | 12.5 | 6.5 | M5 × 10 | ABS、 PE |
| 12 | 8 × 12 | 114.5 | 143.5 | 130.5 | 26 | 12.5 | 6.5 | M5 × 10 | ABS、 PE |




005



| Way | Spec. | L | L1 | L2 | H | W | Φ | Screw Size | Plastic Setting |
|-----|--------|-------|-------|-------|----|----|-----|------------|-----------------|
| | Wxh | mm | | | | | | | |
| 6 | 6 × 9 | 53.5 | 88.5 | 70.5 | 30 | 16 | 5 | M4 × 7 | ABS、 PE |
| 7 | 6 × 9 | 60 | 95 | 77 | 30 | 16 | 5 | M4 × 7 | ABS、 PE |
| 8 | 6 × 9 | 66.5 | 101.5 | 83.5 | 30 | 16 | 5 | M4 × 7 | ABS、 PE |
| 10 | 6 × 9 | 79.5 | 114.5 | 96.5 | 30 | 16 | 5 | M4 × 7 | ABS、 PE |
| 12 | 6 × 9 | 92.5 | 127.5 | 109.5 | 30 | 16 | 5 | M4 × 7 | ABS、 PE |
| 6 | 8 × 12 | 66.5 | 99.5 | 81.5 | 34 | 16 | 6.5 | M5 × 10 | ABS、 PE |
| 7 | 8 × 12 | 74.5 | 107.5 | 89.5 | 34 | 16 | 6.5 | M5 × 10 | ABS、 PE |
| 8 | 8 × 12 | 82.5 | 115.5 | 97.5 | 34 | 16 | 6.5 | M5 × 10 | ABS、 PE |
| 10 | 8 × 12 | 98.5 | 131.5 | 113.5 | 34 | 16 | 6.5 | M5 × 10 | ABS、 PE |
| 12 | 8 × 12 | 114.5 | 147.5 | 129.5 | 34 | 16 | 6.5 | M5 × 10 | ABS、 PE |



006



| Way | Spec. | L | L1 | L2 | H | W | Φ | Screw Size | Plastic Setting |
|-----|-------|-------|-------|----|----|----|-----|------------|-----------------|
| | Wxh | mm | | | | | | | |
| 7 | 6 × 9 | 51 | 51 | 35 | 32 | 12 | 5.3 | M5 × 8 | PA |
| 10 | 6 × 9 | 72 | 72 | 35 | 32 | 12 | 5.3 | M5 × 8 | PA |
| 12 | 6 × 9 | 85 | 85 | 35 | 32 | 12 | 5.3 | M5 × 8 | PA |
| 15 | 6 × 9 | 104.5 | 104.5 | 35 | 32 | 12 | 5.3 | M5 × 8 | PA |

