Ezitown Electric Factory

Tel: +86-577-27885553
Fax:+86-577-27885554
Mobile(WhatsApp):+86-13566125299
Web: Www.ezitown.com
E-mail:sales@ezitown.com Ezitown@qq.com
Office Add:49,Jinma WS RD,Liushi,Yueqing,Zhejiang,China 325604
Factory Add:No.271,Weft12 Rd,Yueqing Economic Developing zone,Zhejiang,China 325600
Skype: stanup,metalenclosure

ezitown
ELECTRIC SOLUTIONS

The expert of electric accessories!

Ezitown Electric Factory

·荣誉证书·

Honor Certificate

质量的保证

Equipment,reliable quality

ezitown

ELECTRIC SOLUTIONS

目录 CATELOG

P01-02

P03

P04


P05

P06

P07-10

P11-13


P14-15

P16


P17-20

P21

P22

P23-24

P25

P26

P27-28

P29-30


P31-32

P33

P34

P35

P36

P37

P38

P39

www.ezitown.com


P40-41

P42-43

P44-45

P46-50

P51

P52-55

P56-58

P59

P60

P61

P62

P63

P64-66

P67

P68-69


P70-71

P72


P73-75

P76

P77-78

ezitown
ELECTRIC SOLUTIONS

塑料端子
PLASTIC TERMINALS



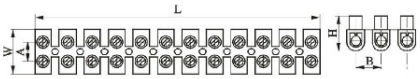

- 接线端子H、U(W)、V(F)型
- 材质：采用PA、PE或PP料制成。
- Terminal Blocks H、U(W)、V(F) type
- Material: made from PA, PE or PP.

△A级外型尺寸 A class external dimension

编号 ITEM.NO.	L	W	H	mm²	VOLT	AMP	代码
HU-3A	89	16	11	4	380V	3A	D010
HU-6A	104	15.3	13.5	6	380V	6A	D011
HU-10A	124	15	20	10	380V	10A	D021
HU-16A	133	21.3	16.7	12	380V	16A	D022
HU-30A	164	24	20	20	380V	30A	D023
HU-60A	189	25	30	25	380V	60A	D018
HU-80A	196	28	33	35	380V	80A	D007
HU-100A	230	33	38	40	380V	100A	D008
HU-150A	258	37	49	60	380V	150A	D009



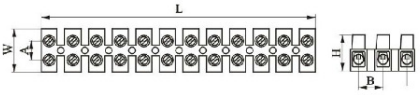

△B级外型尺寸 B class external dimension

编号 ITEM.NO.	L	W	H	mm²	VOLT	AMP	代码
HU-6A	111	14	13.8	6	380V	5A	D002
HU-10A	125	18	14.5	10	380V	10A	D003
HU-12A	135	19.3	17	12	380V	16A	D004
HU-16A	163	22	18.5	16	380V	30A	D005
HU-25A	188	26	22.5	25	380V	60A	D006

△特殊外型尺寸 Other size external dimension

编号 ITEM.NO.	L	W	H	mm²	VOLT	AMP	代码
HU-10A	112	17.3	13.5	10	450V	10A	D012
HU-15/20A	120.5	19	14.4	12	450V	15/20A	D013
HU-30A	148	19.5	22.5	16	450V	30A	D016

塑料端子
PLASTIC TERMINALS

△装潢尺寸 Packing list

U(W)规格 TYPE	内袋装(只) PCS/BAG	箱数量(只) PCS/CTN	外箱尺寸 CM	毛重 KG	净重 KG
3A	10	1200	41×19×31	18	17
5A	10	1200	47×22×28.5	20.5	19.5
10A	10	500	53×26×16.2	16	15
16A	10	500	56.5×28×18.5	19	18
30A	10	300	50.5×25.5×20	18	17
60A	10	200	39×32×28	21	20
80A	10	120	34.5×21.5×35	21.5	20.5
100A	10	100	39×24×32.5	22.5	21.5
150A	10	50	37×26.5×23.5	20	19

H规格 TYPE	内袋装(只) PCS/BAG	箱数量(只) PCS/CTN	外箱尺寸 CM	毛重 KG	净重 KG
5A	10	1200	45×23×31	20	19
10A	10	500	48×26×16.5	14	13
16A	10	500	50×28×19	18	17
30A	10	300	49.5×24×21	16	15
60A	10	200	38×27×25	16	15

H规格 TYPE	内袋装(只) PCS/BAG	箱数量(只) PCS/CTN	外箱尺寸 CM	毛重 KG	净重 KG
10A	10	1000	47×23×31	22	21
15A	10	500	50.5×25×17	17	16
30A	10	300	46×24×21.5	18	17



ezitown
ELECTRIC SOLUTIONS

接线端子
TERMINAL BLOCKS



△PE material (black colour)

△PE material (white colour)



△PA material (white colour)



△PP material (white colour)

H 系固定型接线端子
H SERIES FIXED TERMINAL BLOCKS

熔断型 fuse type

H 2519-2

导线截面wire section: 0.5-6mm²

额定电流/电压 rated current/voltage: 36A/600V

宽/高/厚 wide/high/thick: 21/21/21mm

试验型 test type

H 2519-3

导线截面wire section: 0.5-6mm²

额定电流/电压 rated current/voltage: 36A/600V

宽/高/厚 wide/high/thick: 33/21/21mm

条形端子 strip terminal

H 2519-5

导线截面wire section: 0.5-6mm²

额定电流/电压 rated current/voltage: 36A/600V

宽/高/厚 wide/high/thick: 50/21/21mm

条形端子 strip terminal

H 2519-10

导线截面wire section: 0.5-6mm²

额定电流/电压 rated current/voltage: 36A/600V

宽/高/厚 wide/high/thick: 122/21/21mm

条形端子 strip terminal

H 2519-12

导线截面wire section: 0.5-6mm²

额定电流/电压 rated current/voltage: 36A/600V

宽/高/厚 wide/high/thick: 132/21/21mm

条形端子 strip terminal

H 3801-6

导线截面wire section: 0.5-6mm²

额定电流/电压 rated current/voltage: 36A/600V

宽/高/厚 wide/high/thick: 53/21/21mm

条形端子 strip terminal

H 3801-10

导线截面wire section: 0.5-6mm²

额定电流/电压 rated current/voltage: 36A/600V

宽/高/厚 wide/high/thick: 81/21/21mm

条形端子 strip terminal

H 3801-12

导线截面wire section: 0.5-6mm²

额定电流/电压 rated current/voltage: 36A/600V

宽/高/厚 wide/high/thick: 92/21/21mm

接线盒系列
SERIES OF CONNECTION BOXES



JH8207

JH8407

JH8211

JH8411



JH8215

JH8415

CONNECTION WITH OR WITHOUT FERRULES
SUPPLIED WITH INSULATED BACK PLATE AND TRANSPARENT PROTECTIVE FRONT COVER. SELF-EXTINGUISHING
960 MOUNTING METHODS
・FIX ON DIN-RAIL
・ON PLATE WITH 2 SCREWS
WHEN INSTALLING UNDER A FRONT PLATE, A BLANKING PLATE CAN BE CLIPPED ONTO THE FRONT PLATE
INSULATION PROTECTIONON EACH BAR
EACH BAR CAN BE LABELLED USING CAB 3TM
CONFORM TO SIANDARD EN60947-1
ICC: 20KA PEAK

Item No.	Bus Bar Spec.	No. Of Bus Bar	Conductors with starfix temules X-section (mm^2)	Cond. wout ferr. X-section (mm^2)	Dimensions (L × W × H) (mm)
JH8207	5× Φ5.3mm 2× Φ7.5mm	2	1.5 to 6 6 to 16	2.5 to 6 10 to 25	65×42×50
JH8211	7× Φ5.3mm 2× Φ7.5mm 2× Φ9mm	2	1.5 to 6 6 to 16 10 to 16	2.5 to 6 10 to 25 10 to 35	100×42×50
JH8215	11× Φ5.3mm 2× Φ7.5mm 2× Φ9mm	2	1.5 to 6 6 to 16 10 to 16	2.5 to 6 10 to 25 10 to 35	135×42×50
JH8407	5× Φ5.3mm 2× Φ7.5mm	4	1.5 to 6 6 to 16	2.5 to 6 10 to 25	65×85×50
JH8411	7× Φ5.3mm 2× Φ7.5mm 2× Φ9mm	4	1.5 to 6 6 to 16 10 to 16	2.5 to 6 10 to 25 10 to 35	100×85×50
JH8415	11× Φ5.3mm 2× Φ7.5mm 2× Φ9mm	4	1.5 to 6 6 to 16 10 to 16	2.5 to 6 10 to 25 10 to 35	135×85×50

ezitown
ELECTRIC SOLUTIONS

接线端子
COPPER TERMINALS



JHT1X1

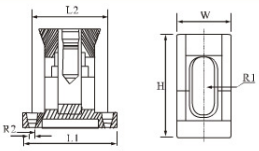



JHT8X1

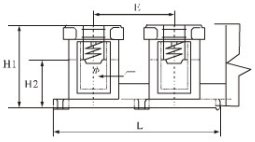

JHS05

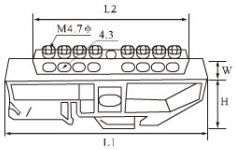

JHT3

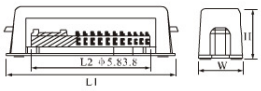

JHT5

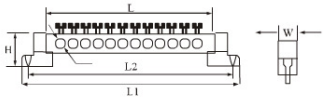



JHS01

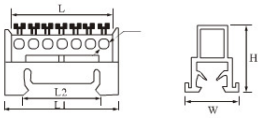

JHT6

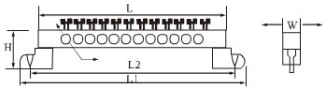



JHS02

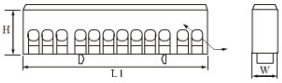

JHS03

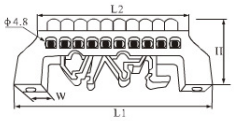

JHT10

接线端子
TERMINALS BLOCKS


JH3-1
JH3-2
JH3-3

JH-4P


JH-02
JH-03
JH-04
JH-05


Fuse terminal JHF-2P/3P

JHL-01

JHL-02

JHL-03

JH-01

Fuse Connector box

MVL


MVS

ezitown
ELECTRIC SOLUTIONS

JHUK 系列组合型接线端子排
JHUK SERIES COMBINED TERMINAL BLOCK

JHUK系列组合型接线端子排产品设计新颖、结合合理，其定位座部分的特殊设计，能方便而快速地将每一极端子既可安装在NS35/7.5型；也可安装在NS32型的标准安装轨上；封闭形的螺钉引导孔，既能方便普通螺丝刀的操作，又可防止螺钉旋松后跌落机外，通过接入端子中央的中心联络件或插入锥形接线孔的边插联络件可实现端子间的电位分配顶部二端采用白色标记系统，以实现统一标识；对于多个截面等级的端子配备有通用的附件，如：端板、分组隔板、隔片等；绝缘外壳的材料采用机械强度高，电气性能好，弹性极佳的进口工程塑料—聚酰胺(尼龙66)。

Series JHUK combined terminal block has novel design and reasonable structure. The special design of the part of fixed position can esaily and quickly install each pole's terminal on the type NS35/7.5 or NS 32 standard installing rail. Closed nail guiding hole can make common screw knife operate easily and can also prevent nails from loosening to fall down. Through the middle of terminal's center contact piece or inserting basiconic connecting-wire hole's insertion contact piece, realize the pote-ntial distribution among terminals, the two sides of the top use white mark system to realize unified mark. The terminals with several section grade are equipped with general accessories, such as end cover partition, division plate, separating plate and so on. The material of insulating shell uses engineering plastic-polyamide (nylon 66) with high mechanical strength and excellent electric performance and excellent elasticity.



通用型接线端子适应于一般电气线路的连接，根据所需连接的导线横截面 (最大可达35mm²)可选择不同规格的端子，以节省空间和使用成本。

Universal terminal block is used in the connection of common electrical circuits, choose the terminals with different specifica-tion to save space and use cost according to the special-wire section (the maximum is 35mm²).



通用型接线端子主要用于接地功能，也可用于接零功能，具有相应规格端子的电流承受能力。其技术要求如低接触电阻；防腐蚀连接点；黄绿标志和注册的电路识别，均能满足有关标准的有关规定。

Universal terminal is mainly used in connecting-ground and connecting-neutral line , and has the corrseponding specification terminal's current withstand .The technical demands of contacting resistance,corrosion-proof connection point, yellow and green sign, and registered circuit distinguish can meet the related stipulation of the standard concerned.



通用型大电流接线端子在结构的设计上保证了大截面导线的可靠连接点对中；压线框的底面带有槽纹，确保接线后接触表面具有低值过渡电阻；利用弹性元件实现螺钉的自锁。

Universal high current terminal blocks guarantee big section special-wire's reliable connection on the structure of design: arris inserting pressing-wire frame with slot to guarantee the connecting surface has low volume transition resistance after connecting wire, use elastic element to realize the self-lock of nail.



特殊型接线端子是为了将两根或更多的导线接到一个组合端子上以解决线路中的电位分配。尤其是当所接导线的类型和截面尺寸差别很大时更为适用。

Special terminal block connects two or more wires to a combined terminal to solve the potential in the circuit, especially , it is more suitable that there are big difference between the wire type and section dimension.



双层型接线端子具有通用型端子在相同的空间位置上两倍的接线容量，其上下两层在设计上错开了2.5mm的空间，不仅在视觉上条理分明，同时在上层接线的情况下，螺丝刀能在下层区域内很方便的接线作业，且标识清晰。

Double -level terminal block's connecting -wire capacity is twice than universal terminal in the same space's position, There is 2.5mm space betwee the up and down layers ,it has clear orderliness in visual sense, meanwhile, under the condition of up-layer wiring, screwdriver is easy to do wiring work in the down area, and with clear mark

保险丝型接线端子的设计特点是采用分断旋臂来接入G型保险丝，操作十分方便，外壳采用全封闭安全可靠，带发光显示的端子会给出保险丝的通断信号。

The desin feature of fuse terminal block is that it use breaking revolving-arm to connect G type fuse wity easy operation and the shell use full-colsed security, The terminal with light gives the switch -off signal of fuse.



试验型接线端子起开关作用的可滑动金属件能通过端子压线框所能承受最大工作电流，切换时用螺旋刀旋松螺钉，移动滑块，则开关位置清晰可见，其两端设有测试插座，配用相应的试验插头可形成测试连接，测量电流时可不中断操作。

Test type terminal's movable metal piece which has the function of switch can bear max working current through terminal pressing-wire frame,use screwdriver to relax the nails when shifting.Move the slide block and see the switch position to form test connection. Don't stop operating if testing current.



刀闸分断型接线端子采用闸刀形式进行线路的通断操作，其功能同样具有试验端子的功能，接触电阻小，载流量达16A，闸刀钮以鲜橙标志，清晰省目。

Knife disconnect type terminal uses knife to break the circuit. Its function is also to test terminal. small contact resistance, carrying current can reach 16A, knife buttons are orange and very clear.

接线端子排附件的应用
THE APPLICANCE OF TERMINAL BLOCK'S ACCESSORIES

JHUK系列组合型接线端子排具有品种齐全的附件，通过方便地使用体积小，容易安装的附件，使行该系列产品对于所有的接线意图和满足各种电路要求的愿望都能以既节省安装空间又便于实际操作方式得以实现。除了图示的各类典型附件的使用方法和实施功能外，在产品介绍中出现的其它附件均有其独特的优点。

各类附件在结构的设计上充分考虑了各种电路的需求和使用的方便及安全性，当在一个很薄的端子上要实现二个以上功能时必有几个附件配用后能够圆满实现。

Series JHUK combined terminal block has complete range of accessorise, through the accessorise with small volume and easy to install , make the series products save the installing space and operate easily whatever all the connection purposes of the desire for meeting all kinds of circuit demand ,Except the use way of each typical accessories and its implement function .Other accessories in the product introduction have their special advantages. Each type of accessories fully consider all kinds of circuit's demand and the convenience and safety of usage on the structure of design . When a thin teriminal wants to realize more two functions ,it must be equip-ped wity several a ccessories .



边插联络件是在端子中央为满足其它功能面是无法连接时而采用锥形接线孔形成联络端子组的方式。因其须压在导线下面而使连接空间减少一个导线截面的等级，每组10极可任意分开，背部有塑料绝缘层以防电击。

Insertion contact piece is the way of using basiconic connecting-wire hole to form contact terminal group but can not be connected in the middle of terminal . It must be pressed under the wire ,so the connection space will reduce a grade of wire section 10 poles of every group can be separated freely , with plastic insulating level in the back in order to prevent vboltage surge.



分组隔板用于各端子组的分隔，具分组视觉和电气隔离的双重效果。

Partition plate is used in separating each terminal group. with the double result of division visual and electric separation.



安装轨 Installing rail

终端固定件适用于 ⊏⊐ 型和 ⊏⊐ 型安装轨，起端子排二端的定位作用。

The end fixed piece, is for mounting on installing rail of ⊏⊐ and ⊏⊐, make fixed position for the sides of terminal block.



试验插头由 ϕ2.3和 ϕ4两个规格与这相对应的(装在端子导电件中心螺孔上)测试插座形成的测试连接，可检测接线端子排在运行时的各类电气参数。试验插头手柄有八种颜色可供选用。

Test plug with the ϕ2.3and ϕ4 specification and the corresponding test socket (install on terminal conducting piece center's screw hole) form test connection , which can check all kinds of electrical parameter of working terminal. Test plug handles have eight colours to choose.



标记条主要用于标识各端子在接线端子排中的顺序位置或对应电路中导线连接点的标志。每条10位，能横（竖）向打印数码和字母或其它标识内容，可在端子组装成排后快速安装在上部两端的标记槽内。

Mark strip is mainly used for marking each terminal's sequence among terminal block or sign of the wire connection point in the corresponding circuit. Every strip is 10 bit, which can print digital and letters or other mark content in transverse and vertical direction. After installing the terminal group into the block, be installed quickly in the marking groove at the top of two sides.



绝缘隔片用于相邻的联络端子组的直观和电气隔离。所有联络端子组的两端必须加装绝缘隔片，可在接线端子排组装后再插入，不会影响整体空间。

Insulating spacer can used in adjacency contact terminal group's object and electrical separation. All contact terminal group's two sides must install insulating spacer, It can insert after installong the connecting-wire terminal block,which can not effect the whole space.



中心联络件用于连接相邻端子形成联络端子组，每10极为一组，可任意分割，亦可加装短装片实现10极以上的联络组合，用带绝缘套的螺钉与端子导电片紧固。

Center connection piece is used in connecting adjacency terminal to form contact terminal group. Each 10 pole of one group. which can be divided freely , Add short piece to realize over 10 pole's contact combination . Use nail with insulating sleeve to fix terminal conducting piece.



跨接联络件用于端子中央跨越任意极联络不相邻的端子形成跨接联络组。联络点采用铜制导电块实现在联络片和端子导电件间的电气连接，并用带绝缘套的螺钉使之紧固。

Jumper contact piece is used in steppoing over any pole to contact nonadjacency terminal in the middle of terminal to cross under contact group . Contact point use copper conducting block to realize the electrical connduction between contact piece and terminal electric conductive piece and fix with insulating sleeve and screw.

ezitown
ELECTRIC SOLUTIONS

JHUK系列通用接线端子
JHUK SERIES UNIVERSAL TERMINAL BLOCKS



△概述 General

JHUK 系列组合端子排采用框式螺钉接线结构，设计符合 IEC60947-1、GB14048等标准，产品用于交流50Hz(60Hz)，额定电压660V、直流440V以下电路额定截面为0.75~150 mm²的连接导线，也适用于未经过特殊加工或压接管状端头的圆铜导线连接之用。

JHUK series combined terminal row adopts frame type screwconnection structure. The design complies with IEC60947-1, GB14048 standards, which is widely used in the circuit of AC 50Hz (60Hz), rated voltage 660V, DC 40V and below, rated sectional area 0.75~150mm² connection conductor, it also is suitable for connecting the circle copper conductor of tube terminal that is not specially processed or pressure welding.

△特点 Characteristics

1、安装结构设计合理、通用性强，G(⊏)型和TH(⊥)型导轨上都能使用，50mm²以下采用加固附件安装。
2、体积小、规格全、可连接导线截面大，导电性好，50mm²以下采用铜制压线框与铜制紧固螺钉，50mm²以上采用钢制压线框与钢螺钉及铜制导流板，拧紧力矩大同时具有自锁功能。
3、组合功能强，使导体的连接变得更加简单。

1、Reasonable installation structure design, wide general-purpose nature, can be used both G type and TH type guide rail. If it is above 50mm², adopts fasten accessory installation.
2、Small volume, complete set of specification, big connected conductor sectional area and good electrical conductivity, the one that is below 50mm² adopts copper press line frame and copper fasten screw; and the one that is above 50mm² adopts copper press line frame and steel screw and copper skirt plate. It has big tighten moment and self-locking function.
3、The strong combined function makes the connection of conductor be simpler.



△说明 Explain

(1)端板End cover：厚度Thickness 1.5mm² 灰色grey	
(2)中心联接条10，可任意分割2位3位 10 Center connection-strips, can be divided into2position or 3position.	
(3)带绝缘垫块桥接件：10位；可分；需垫入 Isolator bridge bar: 10-position, divisible need cushion block.	
(4)两端子开关桥：全套，需在两端子之间加入板端 Switch bar for 2 terminal blocks complete, add end cover between two teminals.	
(5)隔片：用于联接件间的电气隔离用 Separating plate: be used for electrical separation of neighbouring brodges.	
(6)分组隔板：厚度1.5mm Partition plate: 1.5mm Thickness	
(7)通用终端固定件 Unviersal end fixed piece.	

JHUK系列通用接线端子
JHUK SERIES UNIVERSAL TERMINAL BLOCKS



JHUK1.5N

刚性导线 (mm²) Rigidity lead	柔性导线 flexible lead
0.2-4	0.2-1.5
电流current: 32A	电压voltage: 690V
D-JHUK1.5	(D-UK1.5)
FB1 10-6	(FB1 10-6)
ISSBI 10-6 IS-K4	(SSB1 10-6) (IS-K4)
JHUSBR 2-7	(USBR 2-7)
TS-K	(TS-K)
ATP-JHUK	(ATP-UK)
E/JHUK	(E/UK)



JHUK2.5B

刚性导线 (mm²) Rigidity lead	柔性导线 flexible lead
0.2-4	0.2-2.5
电流current: 32A	电压voltage: 690V
D-JHUK2.5	(D-UK2.5)
FB1 10-6	(FB1 10-6)
ISSBI 10-6 IS-K4	(SSB1 10-6) (IS-K4)
JHUSBR 2-7	(USBR 2-7)
TS-K	(TS-K)
ATP-JHUK	(ATP-UK)
E/JHUK	(E/UK)



JHUK3N

刚性导线 (mm²) Rigidity lead	柔性导线 flexible lead
0.2-4	0.2-2.5
电流current: 32A	电压voltage: 800V
D-JHUK4/10	(D-UK4/10)
FB1 10-5	(FB1 10-5)
TS-K	(TS-K)
ATP-JHUK	(ATP-UK)
E/JHUK	(E/UK)



JHUK5N

刚性导线 (mm²) Rigidity lead	柔性导线 flexible lead
0.2-6	0.2-4
电流current: 41A	电压voltage: 800V
D-JHUK4/10	(D-UK4/10)
FB1 10-6	(FB1 10-6)
ISSBI 10-6 IS-K4	(SSB1 10-6) (IS-K4)
JHUSBR 2-7	(USBR 2-7)
TS-K	(TS-K)
ATP-JHUK	(ATP-UK)
E/JHUK	(E/UK)



JHUK6N

刚性导线 (mm²) Rigidity lead	柔性导线 flexible lead
0.2-10	0.2-6
电流current: 57A	电压voltage: 800V
D-JHUK4/10	(D-UK4/10)
FB1 10-6	(FB1 10-6)
ISSBI 10-8 IS-K10	(SSB1 10-8) (IS-K10)
JHUR 2-8/13	(UR 2-8/13N)
TS-K	(TS-K)
ATP-JHUK	(ATP-UK)
E/JHUK	(E/UK)



JHUK10N

刚性导线 (mm²) Rigidity lead	柔性导线 flexible lead
0.5-16	0.5-10
电流current: 76A	电压voltage: 800V
D-JHUK4/10	(D-UK4/10)
FB1 10-10	(FB1 10-10)
ISSBI 10-10 ISS-K10	(SSB1 10-10) (ISS-K10)
TS-K	(TS-K)
ATP-JHUK	(ATP-UK)
E/JHUK	(E/UK)



JHUK16N

刚性导线 (mm²) Rigidity lead	柔性导线 flexible lead
2.5-25	4-16
电流current: 101A	电压voltage: 800V
D-JHUK16	(D-UK16)
FB1 10-12	(FB1 10-12)
TS-K	(TS-K)
ATP-JHUK	(ATP-UK)
E/JHUK	(E/UK)



JHUIK35

刚性导线 (mm²) Rigidity lead	柔性导线 flexible lead
10-35	10-35
电流current: 125A	电压voltage: 800V
FB12-15 FB13-15	(FB12-15) (FB13-15)
TS-K	(TS-K)
封闭式外壳， 无需端板	
E/JHUK	(E/UK)

ezitown
ELECTRIC SOLUTIONS

JHUK系列通用接线端子
JHUK SERIES UNIVERSAL TERMINAL BLOCKS









JH2UIK35	JHUKH50	JHUK95	JHUK150
刚性导线 (mm²) 柔性导线 Rigidity lead flexible lead 10-35 0.2-6 电流current: 125A 电压voltage: 800V	刚性导线 (mm²) 柔性导线 Rigidity lead flexible lead 16-50 25-50 电流current: 150A 电压voltage: 1000V	刚性导线 (mm²) 柔性导线 Rigidity lead flexible lead 25-95 35-95 电流current: 232A 电压voltage: 1000V	刚性导线 (mm²) 柔性导线 Rigidity lead flexible lead 35-150 50-150 电流current: 309A 电压voltage: 1000V
FB12-15 FB13-15 (FB1 10-6)	FB1 12-20 FB13-20 (FB1 12-20) (FB13-20)		
TS-K (TS-K)	(1)边插式短接件，全绝缘，插入端子夹线体并嵌装在端子外壳上 2位 3位		
封闭式外壳，无需端板		EB2-25 EB3-25 (EB2-25) (EB3-25	
E/JHUK (E/UK)	铝合金 E/AL-NS 35		
	(2)终端固定件：用于JHUK50和95和150型端子终端固定。	E/AL-NS 35 (E/AL-NS 35)	

JHUK系列通用接地端子
JHUK SERIES CURRENCY EARTHING TERMINAL









JHUSLKG 2.5	JHUSLKG 3	JHUSLKG 5	JHUSLKG 6
刚性导线 (mm²) 柔性导线 Rigidity lead flexible lead 0.2-4 0.2-2.5 电流current: 32A	刚性导线 (mm²) 柔性导线 Rigidity lead flexible lead 0.2-4 0.2-2.5 电流current: 32A	刚性导线 (mm²) 柔性导线 Rigidity lead flexible lead 0.2-4 0.2-4 电流current: 34A	刚性导线 (mm²) 柔性导线 Rigidity lead flexible lead 0.2-10 0.2-6 电流current: 57A









JHUSLKG 10	JHUSLKG 16	JHUSLKG 35	JHUSLKG 35
刚性导线 (mm²) 柔性导线 Rigidity lead flexible lead 0.5-16 0.5-10 电流current: 76A	刚性导线 (mm²) 柔性导线 Rigidity lead flexible lead 2.5-25 4-16 电流current: 101A	刚性导线 (mm²) 柔性导线 Rigidity lead flexible lead 10-35 10-35 电流current: 125A	刚性导线 (mm²) 柔性导线 Rigidity lead flexible lead 10-35 10-35 电流current: 150A

JHUK系列通用接线端子
JHUK SERIES UNIVERSAL TERMINAL BLOCKS

通用试验端子
General test terminal

使用试验型接线端子，可进行简单的电路测试。

简单的变压器试验回路只需二片试验端子，端子上装一纵向滑块，很容易滑动，测量电流时可以不冲断操作。

The simple circuit test can be conducted when using testing connected terminal.

A simple transformer testing loop only needs two pieces of testing terminals. A piece of vertical dieblock is installed on the terminal, which is easy to slide. So it can not break the operation when testing current.



JHURTK/S

刚性导线 (mm²) Rigidity lead	柔性导线 flexible lead
0.5-10	0.5-6
电流current: 41A	电压voltage: 400V

双接线端子
Bipost connected terminal

在应用中为实现导线环或多点共电位，多个接头，采用短接件，增加了价格和附加空间，因此设计双接线端子实现了可以连接多个导体。

adopt short connected pieces in using for realizing wire ring or multi-drop co-electric potential, multi-terminal so thst increase prices and attached spare. it so designs bipost to realize a lot of conductor joinable.

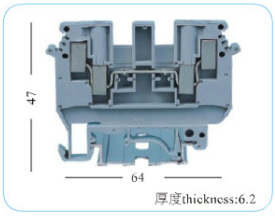

JHUDK 4

刚性导线 (mm²) Rigidity lead	柔性导线 flexible lead
0.2-4	0.2-2.5
电流current: 32A	电压voltage: 690V

说明Explain

端子：非通用物证明

Universal high current is mainly used in conn-ecting-ground and connecting-neutral line , and has the corrseponding specification terminal's current withstand .The technical demands of contacting resistance,corrosion -proof connection point, yellow and green sign, and registered cir-cuit distinguish can meet the related stipulation of the standard concerned.



JHUISLKG 50

刚性导线 (mm²) Rigidity lead	柔性导线 flexible lead
16-50	25-50
电流current: 35A	电压voltage: 1000V

双层接线端子
Doublelayer connected terminal

在实际应用中充分利用空间位置，缩小布局十分重要，很有实用价值。

It has actual values to make full use of spare position during the actual application, andshorten layout.



JHUKK 5

刚性导线 (mm²) Rigidity lead	柔性导线 flexible lead
0.2-4	0.2-4
电流current: 32A	电压voltage: 500V

保险丝端子
Fuse terminal

JHUK5-HESI为分断旋臂式熔断器端子，旋臂可向上打开并可装入熔芯，带灯显示可连接旋臂断开一个三相电流回路。

JHUK5-HESI is disunction turning arm type fuse terminal. The turning arm can be opened uptowards and installed fuse core. Light indicator can connect turning arm to break a three-phase current loop.

用于Used for: 5×20/25 30mm	保险丝管Fuse tube
带指示灯indicator light	AC/DC、15-24V
电流消耗electric current use up	AC3.5-7.5mA
带指示灯indicator light	AC/DC、110-250mA
电流消耗electric current use up	AC1.5-3.5mA、DC0.2-0.8mA



JHUDK 5-HESI

刚性导线 (mm²) Rigidity lead	柔性导线 flexible lead
0.2-4	0.2-4
电流current: 6.3A	电压voltage: 800V

保险丝端子
Fuse terminal

JHUK 10-DREHSI为螺帽旋式熔断型端子同样也放入熔具并带显示功能，中心可联接。

JHUK 10-DREHSI is screw cap turning fuse terminal that also can be installed fuse core and has indication function and the center can be connected.



JHUK 10-DREHSI (UK 10-DREHSI)

刚性导线 (mm²) Rigidity lead	柔性导线 flexible lead
0.5-16	0.5-16
电流current: 10A	电压voltage: 800V

(1)中心式短接件：10位，可分螺钉10枚，带绝缘套。

双层接线端子
Doublelayer connected terminal

在实际应用中充分利用空间位置，缩小布局十分重要，很有实用价值。

It has actual values to make full use of spare position during the actual application, andshorten layout.



JHUKK 5B

刚性导线 (mm²) Rigidity lead	柔性导线 flexible lead
0.2-4	0.2-4
电流current: 32A	电压voltage: 500V

ezitown
ELECTRIC SOLUTIONS

UK 系列端子附件
UK SERIES TERMINAL'S ATTECHMENT

D-UK4/10


TS-K

D-UK2.5

D-URTK


D-JHUKK5

D-JHUK2.5

JHUBE/D 宽度(weid)：15mm

JHB1 宽度(weid)：10mm

ZB5 ZB6 ZB8 ZB10

EUK/B

E/UK

FB/URTK

FB1 10-5

FB1I 10-6

FB1 10-8

FB1 10-10

SAK/JXB 系列组合接线端子
SAK/JXB SERIES COMBINED TERMINAL BLOCKS

△概述 General

SAK/JXB系列组合端子主要是根据德国魏德米勒的联接技术，国内设计制造。技术指标符合IEC60947-1、IEC60947-7-1、GB14048.1标准。其中JXB只限于⊔⊓导轨的固定安装，增加了大电流端子系列。

SAK/JXB series combined terminal blocks mainly use Germany Woodmeler's connection technology, and designed and made at home. Technology targets conforms to the standard or IEC 60947-1, IEC 60947-7-1, GB14048.1. However, JXB is only for mountin gon⊔⊓, increase the high current terminal series.

△特点 Characteristics

1、安装设计合理、通用性强，SAK型固定安装G型和TH导轨上都能使用。
2、体积小、规格全、JXB系列大电流端子50mm²以上采用加固附件安装钢制压线框和线形导流板技术保证接触可靠。
3、基型座颜色采用米黄色和灰色，接地座采用黄绿双色，更具有时代感。

1、Reasonable installing design, strong versatility, SAK type can be mounted on the guide of G and TH type.
2、small volume, full specification, series JXB's big current terminal use reinforced accessories to install steel pressing-wire frame and wire diversion board technology in order to guaranjtee the contact reliable.
3、the stand uses creamed-yellow and grey color, the connecting-grounk pedestal uses yellow and green color with mocr modern sense.

△说明 Explain

(1)端板(AP)：厚1.5mm 灰色 米色 end voltage/thick1.5mm, grey or cream-color	灰色grey	
(2)中心联接件：10位，可分2位, 3位, 4位 Center connection piece:10 position, can be divided into 2, 3 or 4position.		
(3)通用终端固定件 Universal end fixed piece		
(4)印字连续标记条 Printing number continuous mark stripe		1 2 3 4 5 6 7 8 9 10



ezitown
ELECTRIC SOLUTIONS

SAK/JXB 系列组合接线端子(灰色)
SAK SERIES COMBINED TERMINAL BLOCKS
JXB SERIES COMBINED TERMINAL BLOCKS(GREY)



SAK 2.5EN
JXB 2.5/35 Grey

0.2-2.5mm²	
电流current:24A	电压voltage: 800V
2.5EN Q2位，3位，10位	(2.5Q 2-10)
EW35	
连续印字	(DEK5(1…10)



SAK 4EN
JXB 4/35 Grey

0.2-4mm²	
电流current:32A	电压voltage: 800V
4EN Q2位，3位，10位	(4ENQ 2-10)
EW35	
连续印字	(DEK5(1…10)



SAK 6EN
JXB 6/35 Grey

0.2-6mm²	
电流current:41A	电压voltage: 800V
6EN Q2位，3位，10位	(6ENQ 2-10)
EW35	
连续印字	(DEK5(1…10)



SAK10EN
JXB 10/35 Grey

0.2-10mm²	
电流current:57A	电压voltage: 800V
10EN Q2位，3位，10位	(10ENQ 2-10)
EW35	
连续印字	(DEK5(1…10)



SAK16EN
JXB 16/35 Grey

0.5-16mm²	
电流current:76A	电压voltage: 800V
16EN Q2位，3位，10位	(16ENQ 2-10)
EW35	
连续印字	(DEK5(1…10)



SAK25EN
JXB 25/35 Grey

0.5-16mm²	
电流current:100A	电压voltage: 800V
16EN Q2位，3位，10位	(16ENQ 2-10)
EW35	
连续印字	(DEK5(1…10)



SAK35EN
JXB 35/35 Grey

10-35mm²	
电流current:125A	电压voltage: 800V
35EN 2位，3位，10位	(35ENQ 2-10)
EW35	
连续印字	(DEK5(1…10)

SAK70/35EN
JXB 70/35 Grey

25-70mm²	
电流current:192A	电压voltage: 800V
70Q 2位，3位	(70Q 2位，3位)
EW35	
连续印字	(DEK5(1…10)



SAK RD
JXB RD Grey

0.2-4mm²	
电流current:6.3A	电压voltage: 500V
10EN Q2位，3位，10位	(10Q 2-10)
EW35	
连续印字	(DEK5(1…10)



DK 4Q/35
JXB–4/35S1 Grey

0.2-4mm²	
电流current:32A	电压voltage: 500V
DK4Q Q2位，3位，10位	(DK4Q 2-10)
EW35	
连续印字	(DEK5(1…10)



SAK WTK
JXB WI6/1 Grey

0.2-4mm²	
电流current:41A	电压voltage: 400V
WTK2-10位 2位, 3位, 4位, 10位	(WTKQ2-10位)
EW35	
连续印字	(DEK5(1…10)

SAK/JXB系列通用接地端子
SAK/JXB SERIES CONNECTING-GROUND TERMINAL BLOCKS

通用接地端子UNIVERSAL TERMINAL blocks

• 技术参数：额定横截面 Technical parameter: rated section　　• 颜色：黄绿色 Colour: yellow and green

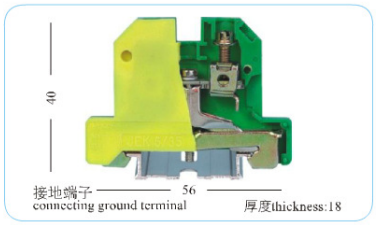

EK2.5/35　0.2-2.5mm²



EK4/35　0.2-4mm²



EK6/35　0.2-6mm²



EK 10/35　0.5-10mm²



EK16/35　0.5-16mm²



EK35/35　0.5-35mm²

SAK系列端子附件 SAK SERIES TERMINALS ATTALHMENT







AP2.5



AP4/10



AP16



AP35



中心式短接件
center connection piece

JHEW-35

SAK-B1、JXB-B1 Grey



印刷标记号连续号码LTU4-BP1
print mark' continuous Number LTU4-BP1

中心式短接件 P2 P3
center connection piece

ezitown
ELECTRIC SOLUTIONS

JHN1 正面接线、一般式接线端子
JHN1 OBVERSE CONNECTION,GENERAL TYPES TERMINAL BLOCKS

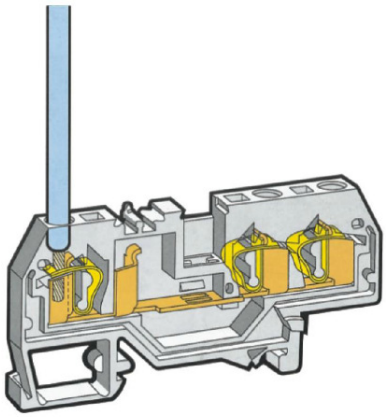

△接线说明 EXPLAIN CONNECTION

1、用螺丝刀开启弹簧：螺丝刀贴方孔内侧壁插入并撬动使弹簧打开(从圆孔中可以看见)。然后，顺势将螺丝刀插到底，这时螺丝刀停在方孔中，弹簧则完全打开。
2、导线的剥线长度要按照说明书上指定的长度做。
3、向圆孔中入线时，若作用多股线则绝不能使之分叉。要使多股线全部入孔。
4、导线的绝缘外皮要进入端子的圆孔，例如，对于2.5mm²或4mm²导线而言，绝缘外皮要进入2-3mm。若是更粗的导线，绝缘皮进入的要更深。
5、螺丝刀拔出后，线即接好。用手轻拉导线，若拉不出即接好。
6、最后作一下检查，可用手将导线在接线孔处压弯，要求此时不能看到铜丝。
[此说明对该样本中所有具有笼式弹簧夹持单元(CAGE CLAMP)的器件有效。]

1.Open the spring with a screwdriver: insert the screwdriver along with the inner sidewall of square hole to open the spring (you can observe from the round hole). Then insert the screwdriver to the bottom, thus the spring is fully opened while the screwdriver is remained in the square hole.
2.Stripping length of the conductor should be made according to the operating manual.
3.When leading wire into the round hole, if it is stranded wire, please make sure that it hasn't been branched off. The stranded wire should be led into the hole wholly.
4.Insulation sheath of the conductor should be led into the round hold of terminal, for example, for a conductor of 2.5mm² or 4mm², their insulation sheath should be led in for 2-3mm. For thicker conductors, the insulation sheath should be led in deeper.
5.While withdrawing the screwdriver, the conductor has been finished wiring. Draw the conductor gently, if it cannot be drawn out, it means it has been well wired.
6.Make a final examination, you can press and bend the conductor at the connection hole, and it is in good condition if you cannot find the copper wire.
[This instruction is effective for all CAGE CLAMPS in the catalogue.]

JHN1 系列端子附件
JHN1 SERIES TERMINAL'S ATTECHMENT

2线接线端子用端板
2 lines terminal blocks use end cover

橙色orange	W279-328	100(4×25)
灰色grey	W279-325	100(4×25)

相邻跨接线
Adjacent jumper wire

灰色grey	W279-402	200(8×25)
橄榄绿Kelly	W279-422	200(8×25)

3线接线端子用端板
3 lines terminal blocks use end cover

橙色orange	W279-339	100(4×25)
灰色grey	W279-308	100(4×25)

间隔跨接线
Distance jumper wire

灰色grey	W279-409	100(4×25)

JHN1正面、一般式接线端子
JHN1 OBVERSE 、GENERAL TYPES TERMINAL BLOCKS



JHN1-1.5

2线一般式接线端子
2 general types in lines terminal blocks

颜色：灰、兰、橙、红、黑、黄
Color: grey, blue, orange, red, black, yellow



JHN1-2.5

2线一般式接线端子
2 general types in lines terminal blocks

颜色：灰、兰、橙、红、黑、黄
Color: grey, blue, orange, red, black, yellow



JHN1-4

2线一般式接线端子
2 general types in lines terminal blocks

颜色：灰、兰、橙、红、黑、黄
Color: grey, blue, orange, red, black, yellow



JHN1-6

2线一般式接线端子
2 general types in lines terminal blocks

颜色：灰、兰、橙
Color: grey, blue, orange



JHN1-10

2线一般式接线端子
2 general types in lines terminal blocks

颜色：灰、兰、橙
Color: grey, blue, orange



JHN1-16

2线一般式接线端子
2 general types in lines terminal blocks

颜色：灰、兰、橙
Color: grey, blue, orange

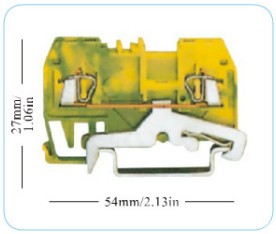

JHN1-1.5/PE

2线接地端子
2 lines connecting ground terminal

颜色：代号 黄绿混色
Color: type Kelly



JHN1-2.5/PE

2线接地端子
2 lines connecting ground terminal

颜色：代号 黄绿混色
Color: type Kelly



JHN1-4/PE

2线接地端子
2 lines connecting ground terminal

颜色：代号 黄绿混色
Color: type Kelly



JHN1-6/PE

2线接地端子
2 lines connecting ground terminal

颜色：代号 黄绿混色
Color: type Kelly



JHN1-10/PE

2线接地端子
2 lines connecting ground terminal

颜色：代号 黄绿混色
Color: type Kelly



JHN1-16/PE

2线接地端子
2 lines connecting ground terminal

颜色：代号 黄绿混色
Color: type Kelly

ezitown
ELECTRIC SOLUTIONS

JHN2侧面接线、一般式接线端子
JHN2 PROFILE CONNECTION、 GENERAL TYPES TERMINAL BLOCKS

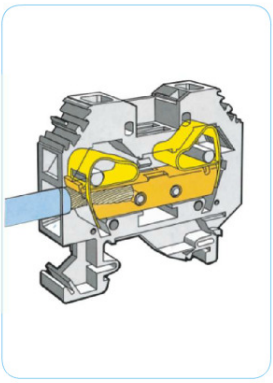



JHN2-1.5

2线一般式接线端子
2 general types in lines terminal blocks

颜色：灰、兰
Color: grey, blue



JHN2-2.5

2线一般式接线端子
2 general types in lines terminal blocks

颜色：灰、兰
Color: grey, blue



JHN2-4

2线一般式接线端子
2 general types in lines terminal blocks

颜色：灰、兰
Color: grey, blue



JHN2-6

2线一般式接线端子
2 general types in lines terminal blocks

颜色：灰、兰
Color: grey, blue



JHN2-10

2线一般式接线端子
2 general types in lines terminal blocks

颜色：灰、兰
Color: grey, blue



JHN2-16

2线一般式接线端子
2 general types in lines terminal blocks

颜色：灰、兰
Color: grey, blue

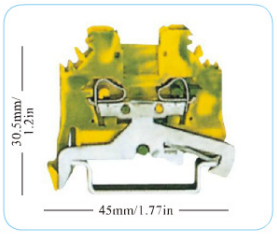

JHN2-2.5/PE

2线接地端子
2 lines connecting ground terminal

颜色：代号 黄绿混色
Color: type Kelly



JHN2-4/PE

2线接地端子
2 lines connecting ground terminal

颜色：代号 黄绿混色
Color: type Kelly

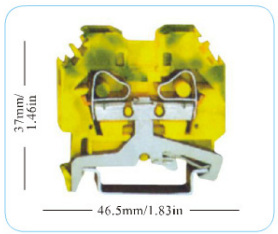

JHN2-6/PE

2线接地端子
2 lines connecting ground terminal

颜色：代号 黄绿混色
Color: type Kelly

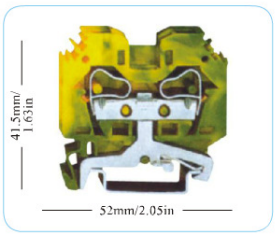

JHN2-10/PE

2线接地端子
2 lines connecting ground terminal

颜色：代号 黄绿混色
Color: type Kelly



JHN2-16/PE

2线接地端子
2 lines connecting ground terminal

颜色：代号 黄绿混色
Color: type Kelly

JHN2、5 侧面接线、可断开式接线端子、带保险丝式接线端子
JHN2、5 PROFILE CONNECTION, DISCONNECTION ,FUSE TERMINAL BLOCKS



JHN2-6S

可断开式接线端子
Disconnection terminal blocks

颜色：灰色
Color: grey



JHN2-6A

无熔断指示的接线端子
Designation no fuse futerminal blocks

颜色：灰色
Color: grey

保险丝 5x20mm
Fuse 5x20mm



JHN5-1.5

2线一般式接线端子
2 general types in lines terminal blocks

颜色：灰、兰、橙、黄绿混色
Color: grey, blue, orange,Kelly



JHN5-2.5

2线一般式接线端子
2 general types in lines terminal blocks

颜色：灰、兰、橙、黄绿混色
Color: grey, blue, orange,Kelly



JHN5-4

2线一般式接线端子
2 general types in lines terminal blocks

颜色：灰、兰、橙、黄绿混色
Color: grey, blue, orange,Kelly



JHN5

2线一般式接线端子
2 general types in lines terminal blocks

颜色：灰
Color: grey

ezitown
ELECTRIC SOLUTIONS

JHIN、TK 系列活动式接线端子
JHIN、TK SERIES TERMINAL BLOCKS

JHIN12BK
导线截面wire section: 0.5-2mm²
额定电流/电压 rated current/ voltage: 20A/600V
宽/高/厚wide/high/ thick:20.4/39.8/32mm

JHIN13SBK
导线截面 wire section: 2mm²
额定电流/电压 rated current/ voltage: 20A/600V
宽/高/厚wide/high/ thick:25.4/39.8/32mm

JHIN20BK
导线截面 wire section: 3.5mm²
额定电流/电压 rated current/ voltage: 30A/600V
宽/高/厚wide/high/ thick: 35/39.8/32mm

JHIN30BK
导线截面 wire section: 8mm²
额定电流/电压 rated current/ voltage: 50A/600V
宽/高/厚wide/high/ thick: 43/48/36mm

JHIN411S
导线截面 wire section: 14mm²
额定电流/电压 rated current/ voltage: 60A/600V
宽/高/厚wide/high/ thick: 17/47.6/36mm

JHIN60BK
导线截面 wire section: 22mm²
额定电流/电压 rated current/ voltage: 90A/600V
宽/高/厚wide/high/ thick: 23/55.7/40mm



JHIN100K
导线截面 wire section: 38mm²
额定电流/电压 rated current/ voltage: 130A/600V
宽/高/厚wide/high/ thick: 32/75/46mm



JHIN200K
导线截面 wire section: 100mm²
额定电流/电压 rated current/ voltage: 240A/600V
宽/高/厚wide/high/ thick: 39/85.5/59mm



JHIN400K
导线截面 wire section: 200mm²
额定电流/电压 rated current/ voltage:400A/600V
宽/高/厚wide/high/ thick:

TK 系列活动式接线端子
TK SERIES TERMINAL BLOCKS

TK-010
导线截面wire section: 0.75-1-1.5mm²
额定电流/电压 rated current/ voltage: 15A/600V
宽/高/厚wide/high/ thick: 8.8/38/28mm

TK-020
导线截面wire section:1-2.5mm²
额定电流/电压 rated current/ voltage: 20A/660V
宽/高/厚wide/high/ thick: 10.7/38/28mm

TK-030
导线截面wire section:1.5-6mm²
额定电流/电压 rated current/ voltage: 30A/660V
宽/高/厚wide/high/ thick: 13/38/28mm

TK-040
导线截面wire section:4-8mm²
额定电流/电压 rated current/ voltage: 40A/660V
宽/高/厚wide/high/ thick: 15/38/28mm

TK-060
导线截面wire section:4-10mm²
额定电流/电压 rated current/ voltage: 60A/660V
宽/高/厚wide/high/ thick: 20.6/50/38mm

TK-0100
导线截面wire section:10-25mm²
额定电流/电压 rated current/ voltage: 100A/660V
宽/高/厚wide/high/ thick: 21/64/46mm

TBC、TBR、TBD、TA系列活动式接线端子
TBC、TBR、TBD、TA SERIES TERMINAL BLOCKS

TBC-10A
导线截面wire section:0.75-1.5mm²
额定电流/电压 rated current/ voltage: 10A/600V
厚/宽/高thick/wide /high: 8.5/28/25mm

TBC-20A
导线截面wire section:1.5-2.5mm²
额定电流/电压 rated current/ voltage: 20A/600V
厚/宽/高thick/wide /high: 11/32/25mm

TBC-30A
导线截面wire section:2.5-4mm²
额定电流/电压 rated current/ voltage: 30A/600V
厚/宽/高thick/wide /high: 13/36/25mm

TBC-60A
导线截面wire section:4-10mm²
额定电流/电压 rated current/ voltage: 60A/600V
厚/宽/高thick/wide /high: 22/50/38mm

TBC-100A
额定电流/电压 rated current/ voltage: 100A/600V

TBR-10A
导线截面wire section:0.75-1.5mm²
额定电流/电压 rated current/ voltage: 10A/600V
厚/宽/高thick/wide /high: 9/42/33mm

TBR-20A
导线截面wire section:1.5-2.5mm²
额定电流/电压 rated current/ voltage: 20A/600V
厚/宽/高thick/wide /high: 11/42/33mm

TBR-30A
导线截面wire section:2.5-4mm²
额定电流/电压 rated current/ voltage: 30A/600V
厚/宽/高thick/wide /high: 13/42/33mm

TBR-60A
导线截面wire section:4-10mm²
额定电流/电压 rated current/ voltage: 60A/600V
厚/宽/高thick/wide /high: 15/42/33mm

TBR-100A
额定电流/电压 rated current/ voltage: 100A/600V

TBD-10A
导线截面wire section:0.5-1.25mm²
额定电流/电压 rated current/ voltage: 10A/600V
厚/宽/高thick/wide /high: 8/62/54.8mm

TBD-20A
导线截面wire section:0.5-2mm²
额定电流/电压 rated current/ voltage: 20A/600V
厚/宽/高thick/wide /high: 9.5/62/54.8mm

TA-2003
额定电流 rated current: 20A
额定电压 voltage: 600V
厚/宽/高thick/wide /high: 34/58/21mm

TA-2005
额定电流 rated current: 20A
额定电压 voltage: 600V
厚/宽/高thick/wide /high: 34/82/21mm

TA-2012
额定电流 rated current: 20A
额定电压 voltage: 600V
厚/宽/高thick/wide /high: 34/166/21mm

ezitown
ELECTRIC SOLUTIONS

TC 系列固定式接线端子
TC SERIES FIXED TERMINAL BLOCKS

△概述及特点 Summarize and trait

采用热固性塑料，大电流安全系数更可靠，结构件采用板式螺钉压接技术，额定交流电压600V，连接导电片的额定电流60、100、150、200、300、400、600A共七种规格，连接导线的截面10~300mm²，是目前最大截流量的端子。按排列又分为3P、4P平板螺钉安装，配用OT、UT端头使用，更加牢固可靠，可作各类电气装置中的大电流接线之用。

Slicecting thermosetting plastic, safety factor of big current is more reliable. Board type screw crinm commecting technology as structure parts. rated AC voltage 600V. rated current of connecting conduct piece with seven specifications of 60、100、150、200、300、400、600A. the cross-section 10~300mm², which is the biggest closure flow terminal. It can be divided into 3P、4P flat bolt installation according to arrangement, it will be more reliable with OT、UTtermination point for connecting big current in different kind electric device.

TC-603

导线截面wire section: 14mm²

额定电流/电压 rated current/voltage: 60A/600V

宽/高/厚wide/high/thick: 85/43/32.5mm

TC-604

导线截面wire section: 14mm²

额定电流/电压 rated current/voltage: 60A/600V

宽/高/厚wide/high/thick: 112/43/32.5mm

TC-1002

导线截面wire section: 22mm²

额定电流/电压 rated current/voltage: 100A/600V

宽/高/厚wide/high/thick: 68/54.5/37.8mm

TC-1003

导线截面wire section: 22mm²

额定电流/电压 rated current/voltage: 100A/600V

宽/高/厚wide/high/thick: 104/55.4/37.8mm

TC-1004

导线截面wire section: 22mm²

额定电流/电压 rated current/voltage: 100A/600V

宽/高/厚wide/high/thick: 136/55.5/37.8mm

TC-1503

导线截面wire section: 60mm²

额定电流/电压 rated current/voltage: 150A/600V

宽/高/厚wide/high/thick: 117/67/40.8mm

TC-1504

导线截面wire section: 60mm²

额定电流/电压 rated current/voltage: 150A/600V

宽/高/厚wide/high/thick: 157/67/40.8mm

TC-2003

导线截面wire section: 100mm²

额定电流/电压 rated current/voltage: 200A/600V

宽/高/厚wide/high/thick: 134/72/46.5mm

TC-2004

导线截面wire section: 100mm²

额定电流/电压 rated current/voltage: 200A/600V

宽/高/厚wide/high/thick: 177/72/46.5mm

TC、TB 系列固定式接线端子
TC、TB SERIES FIXED TERMINAL BLOCKS

TC-3003

导线截面wire section: 150mm²

额定电流/电压 rated current/voltage: 300A/600V

宽/高/厚wide/high/thick: 164/90.5/50.6mm



TC-3004

导线截面wire section: 150mm²

额定电流/电压 rated current/voltage: 300A/600V

宽/高/厚wide/high/thick: 220/98.4/50.6mm

TC-4003

导线截面wire section: 200mm²

额定电流/电压 rated current/voltage: 400A/600V

宽/高/厚wide/high/thick: 164/90.5/50.6mm

TC-4004

导线截面wire section: 200mm²

额定电流/电压 rated current/voltage: 400A/600V

宽/高/厚wide/high/thick: 220/89.4/50.6mm

TC-6003

导线截面wire section: 300mm²

额定电流/电压 rated current/voltage: 600A/600V

宽/高/厚wide/high/thick: 205/100/75mm



TC-6004

导线截面wire section: 300mm²

额定电流/电压 rated current/voltage: 600A/600V

宽/高/厚wide/high/thick: 275/100/75mm

TB 系列固定式接线端子
TB SERIES TERMINAL BLOCKS

TB-1503

导线截面wire section: 0.5-1.5mm²

额定电流/电压 rated current/voltage: 15A/600V

宽/高/厚 wide/high/thick: 46.5/22/17.5mm

TB-1504

导线截面wire section: 0.5-1.5mm²

额定电流/电压 rated current/voltage: 15A/600V

宽/高/厚 wide/high/thick: 55.5/22/17.5mm

TB-1505

导线截面wire section: 0.5-1.5mm²

额定电流/电压 rated current/voltage: 15A/600V

宽/高/厚 wide/high/thick: 63/22/17.5mm

TB-1506

导线截面wire section: 0.5-1.5mm²

额定电流/电压 rated current/voltage: 15A/600V

宽/高/厚 wide/high/thick: 73.5/22/17.5mm

TB-1510

导线截面wire section: 0.5-1.5mm²

额定电流/电压 rated current/voltage: 15A/600V

宽/高/厚 wide/high/thick: 103/22/17.5mm



TB-1512

导线截面wire section: 0.5-1.5mm²

额定电流/电压 rated current/voltage: 15A/600V

宽/高/厚 wide/high/thick: 128.5/22/17.5mm

TB-2503

导线截面wire section: 0.5-2.5mm²

额定电流/电压 rated current/voltage: 25A/600V

宽/高/厚 wide/high/thick: 55/30/19mm

TB-2504

导线截面wire section: 0.5-2.5mm²

额定电流/电压 rated current/voltage: 25A/600V

宽/高/厚 wide/high/thick: 67/30/19mm

ezitown
ELECTRIC SOLUTIONS

TB 系列固定式接线端子
TB SERIES FIXED TERMINAL BLOCKS

TB-2505

导线截面wire section: 0.5-2.5mm²

额定电流/电压 rated current/voltage: 25A/600V

宽/高/厚 wide/high/thick: 79/30/19mm

TB-2506

导线截面wire section: 0.5-2.5mm²

额定电流/电压 rated current/voltage: 25A/600V

宽/高/厚 wide/high/thick: 91/30/19mm

TB-2510

导线截面wire section: 0.5-2.5mm²

额定电流/电压 rated current/voltage: 25A/600V

宽/高/厚 wide/high/thick: 140/30/19mm

TB-2512

导线截面wire section: 0.5-2.5mm²

额定电流/电压 rated current/voltage: 25A/600V

宽/高/厚 wide/high/thick: 163/30/19mm

TB-3503

导线截面wire section: 0.5-2.5mm²

额定电流/电压 rated current/voltage: 35A/600V

宽/高/厚 wide/high/thick: 50/30/19mm

TB-3504

导线截面wire section: 0.5-2.5mm²

额定电流/电压 rated current/voltage: 35A/600V

宽/高/厚 wide/high/thick: 67/30/19mm

TB-3506

导线截面wire section: 0.5-2.5mm²

额定电流/电压 rated current/voltage: 35A/600V

宽/高/厚 wide/high/thick: 91/30/19mm

TB-3512

导线截面wire section: 0.5-2.5mm²

额定电流/电压 rated current/voltage: 35A/600V

宽/高/厚 wide/high/thick: 163/30/19mm

TB-4503

导线截面wire section: 1.5-4mm²

额定电流/电压 rated current/voltage: 45A/600V

宽/高/厚 wide/high/thick: 70/38/23.5mm

TB-4504

导线截面wire section: 1.5-4mm²

额定电流/电压 rated current/voltage: 45A/600V

宽/高/厚 wide/high/thick: 85/38/23.5mm

TB-4505

导线截面wire section: 1.5-4mm²

额定电流/电压 rated current/voltage: 45A/600V

宽/高/厚 wide/high/thick: 102.5/38/23.5mm

TB-4506

导线截面wire section: 1.5-4mm²

额定电流/电压 rated current/voltage: 45A/600V

宽/高/厚 wide/high/thick: 120.5/38/23.5mm



TB-4512

导线截面wire section: 1.5-4mm²

额定电流/电压 rated current/voltage: 45A/600V

宽/高/厚 wide/high/thick: 222/38/23.5mm

TB-60A/3P

导线截面wire section: 2.5-6mm²

额定电流/电压 rated current/voltage: 60A/600V

宽/高/厚 wide/high/thick: 125/34/22mm

TB-60A/4P 6P/12P

导线截面wire section: 2.5-6mm²

额定电流/电压 rated current/voltage: 60A/600V

宽/高/厚 wide/high/thick: 200/34/22mm

TB-100A/3P/4P 6P/12P

导线截面wire section: 2.5-10mm²

额定电流/电压 rated current/voltage: 100A/600V

宽/高/厚 wide/high/thick: 170/39/23mm

变压器用接线端子
TERMINAL BLOCK USED OF TRANSFORMER

JHW1-2
750V 20A
颜色(color)：灰(grey)、橙(orange)
二线式 two lines type



JHW2-2
750V 30A
颜色(color)：灰(grey)、橙(orange)
二线式 two lines type

JHW1-3
750V 20A
颜色(color)：灰(grey)、橙(orange)
三线式 two lines type

JHW2-3
750V 30A
颜色(color)：灰(grey)、橙(orange)
三线式 two lines type

H 系列组合型接线端子
H SERIES COMBINED TERMINAL BLOCKS

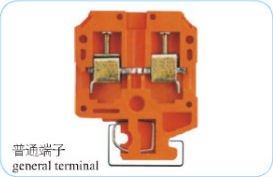

H 2611
导线截面wire section: 0.5-4mm²
额定电流/电压 rated current/voltage: 25A/600V
厚/宽/高 thick/wide/high: 7/33/41mm



H 2624
导线截面wire section: 0.5-2.5mm²
额定电流/电压 rated current/voltage: 25A/600V
厚/宽/高 thick/wide/high: 7/33/41mm



H 2600
导线截面wire section: 0.5-6mm²
额定电流/电压 rated current/voltage: 36A/600V
厚/宽/高 thick/wide/high: 6.5/40/49mm



H 2629
导线截面wire section: 0.5-6mm²
额定电流/电压 rated current/voltage: 36A/600V
厚/宽/高 thick/wide/high: 6.5/40/49mm



H 2238
导线截面wire section: 0.5-10mm²
额定电流/电压 rated current/voltage: 48A/600V
厚/宽/高 thick/wide/high: 10/40/49mm



H 2643
导线截面wire section: 0.5-10mm²
额定电流/电压 rated current/voltage: 48A/600V
厚/宽/高 thick/wide/high: 10/40/49mm

H 2626
导线截面wire section: 0.5-10mm²
额定电流/电压 rated current/voltage: 65A/600V
厚/宽/高 thick/wide/high: 10/52/55mm

H 2601
导线截面wire section: 16-35mm²
额定电流/电压 rated current/voltage: 115A/600V
厚/宽/高 thick/wide/high: 18/55/59mm



H 9006

H 2603



H 3852、3853



H 2608

ezitown
ELECTRIC SOLUTIONS

JH27系列大电流接线端子、大电流分线端子
SERIES POWER DISTRIBUTION BLOCK

产品型号 Product model	型式 Type	压线范围mm² Crimping range	外形尺寸Outline size (厚T/宽W/高H mm)
JH27-70	一路进(电缆)一路出(电缆) One-inlet(cable),one-outlet(cable)	进16-70出16-50 inlet 16-95 Outlet 16-50	31×N+9/115/76(93)
JH27-70B	一路进(电缆)一路出(电缆) One-inlet(cable),one-outlet(cable)	进16-70出16-50 inlet 16-95 Outlet 16-50	31×N+9/115/76(93)
JH27-70C	一路进(电缆)一路出(电缆) One-inlet(cable),one-outlet(cable)	进16-70出16-50 inlet 16-95 Outlet 16-50	31×N+9/115/76(93)
JH27-70D	一路进(电缆)二 路出(电缆) One-inlet(cable),two-outlet(cable)	进16-70出16-50 inlet 16-95 Outlet 16-50	31×N+9/115/76(93)
JH27-70E	一路进(电缆)二路出(电缆) One-inlet(cable),two-outlet(cable)	进16-70出16-50 inlet 16-95 Outlet 16-50	31×N+9/115/76(93)
JH27-70F	一路进(电缆)四 路出(电缆) One-inlet(cable),four-outlet(cable)	进16-70出16-50 inlet 16-95 Outlet 16-50	31×N+9/115/76(93)
JH27-70G	一路进(电缆)四路出(电缆) One-inlet(cable),four-outlet(cable)	进16-70出16-50 inlet 16-95 Outlet 16-50	31×N+9/115/76(93)
JH27-70H	一路进(电缆)六路出(电缆) One-inlet(cable),six-outlet(cable)	进16-70出16-50 inlet 16-95 Outlet 16-50	31×N+9/115/76(93)
JH27-70J	一路进(电缆)二路出(电缆) One-inlet(cable),two-outlet(cable)	进16-70出16-50 inlet 16-95 Outlet 16-50	31×N+9/115/76(93)
JH27-70K	一路进(电缆)四路出(电缆) One-inlet(cable),four-outlet(cable)	进16-70出16-50 inlet 16-95 Outlet 16-50	31×N+9/115/76(93)
FJ6/JH27-95	一路进(电缆)一路出(电缆) One-inlet(cable),one-outlet(cable)	进16-70出16-50 inlet 16-95 Outlet 16-50	31×N+9/115/76(93)
FJ6/JH27-95D	一路进(电缆)二路出(电缆) One-inlet(cable),two-outlet(cable)	进16-95出16-50 inlet 16-95 Outlet 16-50	31×N+9/115/88(105)
FJ6/JH27-95F	一路进(电缆)四路出(电缆) One-inlet(cable),four-outlet(cable)	进16-95出10-25 inlet 16-95 Outlet 10-25	31×N+9/115/88(105)
FJ6/JH27-95H	一路进(电缆)六路出(电缆) One-inlet(cable),six-outlet(cable)	进16-95出10-25 inlet 16-95 Outlet 10-25	31×N+9/115/88(105)
FJ6/JH27-95J	二路进(电缆)二路出(电缆) Two-inlet(cable),two-outlet(cable)	进16-95出16-95 inlet 16-95 Outlet 16-95	31×N+9/115/88(105)
FJ6/JH27-95K	二路进(电缆)四路出(电缆) Two-inlet(cable),four-outlet(cable)	进16-95出10-25 inlet 16-95 Outlet 10-25	31×N+9/115/88(105)
FJ6/JH27-150	一路进(电缆)一路出(电缆) One-inlet(cable),one-outlet(cable)	25-150	31×N+9/115/88(105)
FJ6/JH27-150D	一路进(电缆)二路出(电缆) One-inlet(cable),two-outlet(cable)	进25-150出16-70 inlet 25-150 Outlet 16-70	46×N+9/115/103(120)
FJ6/JH27-150F	一路进(电缆)四路出(电缆) One-inlet(cable),four-outlet(cable)	进25-150出10-35 inlet 25-150 Outlet 10-35	46×N+9/115/103(120)
FJ6/JH27-150H	一路进(电缆)六路出(电缆) One-inlet(cable),six-outlet(cable)	进25-150出10-35 inlet 25-150 Outlet 10-35	46×N+9/115/103(120)
FJ6/JH27-150J	二路进(电缆)二路出(电缆) Two-inlet(cable),two-outlet(cable)	进25-150出25-150 inlet 25-150 Outlet 25-150	46×N+9/115/103(120)
FJ6/JH27-150K	二路进(电缆)四路出(电缆) Two-inlet(cable),four-outlet(cable)	进25-150出10-35 inlet 25-150 Outlet 10-35	46×N+9/115/103(120)
FJ6/JH27-240	一路进(电缆)一路出(电缆) One-inlet(cable),one-outlet(cable)	35-240	46×N+9/115/103(120)
FJ6/JH27-240D	一路进(电缆)二路出(电缆) One-inlet(cable),two-outlet(cable)	进35-240出25-120 inlet 35-240 Outlet 25-120	62×N+10/140/110(127)
FJ6/JH27-240F	一路进(电缆)四路出(电缆) One-inlet(cable),four-outlet(cable)	进35-240出16-70 inlet 35-240 Outlet 16-70	62×N+10/140/110(127)
FJ6/JH27-240H	一路进(电缆)六路出(电缆) One-inlet(cable),six-outlet(cable)	进35-240出16-70 inlet 35-240 Outlet 16-70	62×N+10/140/110(127)
FJ6/JH27-240J	二路进(电缆)二路出(电缆) Two-inlet(cable),two-outlet(cable)	进35-240出35-240 inlet 35-240 Outlet 35-240	62×N+10/140/110(127)
FJ6/JH27-240K	二路进(电缆)四路出(电缆) Two-inlet(cable),four-outlet(cable)	进35-240出16-70 inlet 35-240 Outlet 16-70	62×N+10/140/110(127)
FJ6/JH27-300	一路进(电缆)一路出(电缆) One-inlet(cable),one-outlet(cable)	50-300	62×N+10/140/110(127)
FJ6/JH27-300D	一路进(电缆)二路出(电缆) One-inlet(cable),two-outlet(cable)	进50-300出25-150 inlet 50-300 Outlet 25-150	72×N+10/140/137(166)
FJ6/JH27-300F	一路进(电缆)四路出(电缆) One-inlet(cable),four-outlet(cable)	进50-300出16-95 inlet 50-300 Outlet 16-95	72×N+10/140/137(166)
FJ6/JH27-300H	一路进(电缆)六路出(电缆) One-inlet(cable),six-outlet(cable)	进50-300出16-95 inlet 50-300 Outlet 16-95	72×N+10/140/137(166)
FJ6/JH27-300J	二路进(电缆)二路出(电缆) Two-inlet(cable),two-outlet(cable)	进50-300出50-300 inlet 50-300 Outlet 50-300	72×N+10/140/137(166)
FJ6/JH27-300K	二路进(电缆)四路出(电缆) Two-inlet(cable),four-outlet(cable)	进50-300出16-95 inlet 50-300 Outlet 16-95	72×N+10/140/137(166)

JXT1、JXT2系列“T”接端子及电缆“T”接箱
SERIES T-TYPE CONNECTOR AND T-TYPE TERMINAL BOX

JXT1-25mm²/5P

型式 Type	电压/电流/截面 Voltage/current/section
一路干线，一路或二路分支 One-circuit trunk line, one-circuit or two-circuit branch line	1000V/100A/25mm²
一路干线，一路或四路分支 One-circuit trunk line, one-circuit or four-circuit branch line	

JXT1-35mm²/5P

型式 Type	电压/电流/截面 Voltage/current/section
一路干线，一路或二路分支 One-circuit trunk line, one-circuit or two-circuit branch line	1000V/150A/35mm²
一路干线，一路或四路分支 One-circuit trunk line, one-circuit or four-circuit branch line	

JXT1-50mm²/5P

型式 Type	电压/电流/截面 Voltage/current/section
一路干线，一路或二路分支 One-circuit trunk line, one-circuit or two-circuit branch line	1000V/150A/50mm²
一路干线，一路或四路分支 One-circuit trunk line, one-circuit or four-circuit branch line	

JXT1-70mm²/5P

型式 Type	电压/电流/截面 Voltage/current/section
一路干线，一路或二路分支 One-circuit trunk line, one-circuit or two-circuit branch line	1000V/192A/70mm²
一路干线，一路或四路分支 One-circuit trunk line, one-circuit or four-circuit branch line	

JXT1-95mm²/5P

型式 Type	电压/电流/截面 Voltage/current/section
一路干线，一路或二路分支 One-circuit trunk line, one-circuit or two-circuit branch line	1000V/232A/95mm²
一路干线，一路或四路分支 One-circuit trunk line, one-circuit or four-circuit branch line	

JXT1-120mm²/5P

型式 Type	电压/电流/截面 Voltage/current/section
一路干线，一路或二路分支 One-circuit trunk line, one-circuit or two-circuit branch line	1000V/250A/120mm²
一路干线，一路或四路分支 One-circuit trunk line, one-circuit or four-circuit branch line	

JXT1-150mm²/5P

型式 Type	电压/电流/截面 Voltage/current/section
一路干线，一路或二路分支 One-circuit trunk line, one-circuit or two-circuit branch line	1000V/353A/150mm²
一路干线，一路或四路分支 One-circuit trunk line, one-circuit or four-circuit branch line	

JXT1-185mm²/5P

型式 Type	电压/电流/截面 Voltage/current/section
一路干线，一路或二路分支 One-circuit trunk line, one-circuit or two-circuit branch line	1000V/353A/185mm²
一路干线，一路或四路分支 One-circuit trunk line, one-circuit or four-circuit branch line	

JXT1-240mm²/5P

型式 Type	电压/电流/截面 Voltage/current/section
一路干线，一路或二路分支 One-circuit trunk line, one-circuit or two-circuit branch line	1000V/400A/185mm²
一路干线，一路或四路分支 One-circuit trunk line, one-circuit or four-circuit branch line	

JXT1-300mm²/1P

型式 Type	电压/电流/截面 Voltage/current/section
一路干线，一路或二路分支 One-circuit trunk line, one-circuit or two-circuit branch line	1000V/630A/300mm²
一路干线，一路或四路分支 One-circuit trunk line, one-circuit or four-circuit branch line	

产品系列	产品型号规格 Model & spec.	电压/电缆 Voltage/cable	压线范围(mm²) Crimping range
JXT2-50mm²	JXT2-50(35)	1000V/150A	一路干线16-50，一路分支6-35 One-circuit trunk line 16-50, one-circuit branch line 6-35
JXT2-70mm²	JXT2-70(50)	1000V/192A	一路干线25-70，一路分支10-50 One-circuit trunk line 25-70, one-circuit branch line 10-50
JXT2-95mm²	JXT2-95(70)	1000V/232A	一路干线25-95，一路分支10-70 One-circuit trunk line 25-95, one-circuit branch line 10-70
JXT2-120mm²	JXT2-120(95)	1000V/250A	一路干线25-120，一路分支16-95 One-circuit trunk line 25-120, one-circuit branch line 16-95
JXT2-150mm²	JXT2-150(120)	1000V/353A	一路干线35-150，一路分支25-120 One-circuit trunk line 35-150, one-circuit branch line 25-120
JXT2-185mm²	JXT2-185(150)	1000V/353A	一路干线35-185，一路分支25-150 One-circuit trunk line 35-185, one-circuit branch line 25-150
JXT2-240mm²	JXT2-240(185)	1000V/400A	一路干线35-240，一路分支25-185 One-circuit trunk line 35-240, one-circuit branch line 25-185

铁质导轨系列
DIN RAIL SERIES



- 产品型号：TH35-7.5(1.0mm)
- 产品尺寸：35mm(宽)×7.5mm(高)×1.0mm(厚度)×1米/2米(长度)
- 开孔尺寸：Φ5.2×15mm、Φ6.2×15mm(标准孔型)
- 备注：批量时，可根据客户要求订做特殊孔、特殊长度的导轨。

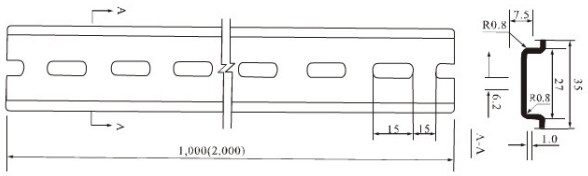

- 产品型号：TH35-15(厚度1.5mm)
- 产品尺寸：35mm(宽)×15mm(高)×1.5mm(厚度)×1米/2米(长度)
- 开孔尺寸：Φ5.2×15mm、Φ6.2×15mm(标准孔型)
- 备注：批量时，可根据客户要求订做特殊孔、特殊长度的导轨。

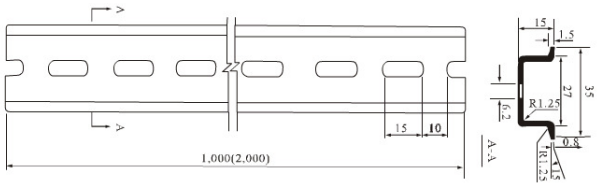



- 产品型号：TH15-5.5(1.0mm)
- 产品尺寸：15mm(宽)×5.5mm(高)×1.0mm(厚度)×1米/2米(长度)
- 开孔尺寸：Φ4.2×12.2mm(标准孔型)
- 备注：批量时，可根据客户要求订做特殊孔、特殊长度的导轨。

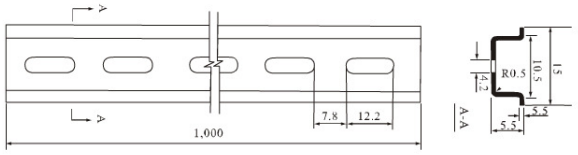



- 产品型号：G32-15(1.2mm)
- 产品尺寸：32mm(宽)×15mm(高)×1.2mm(厚度)×1米/2米(长度)
- 开孔尺寸：Φ6.2×15mm(标准孔型)
- 备注：批量时，可根据客户要求订做特殊孔、特殊长度的导轨。

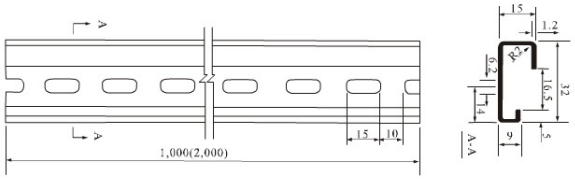

铝质导轨系列
DIN RAIL SERIES

- 产品型号：TH35-7.5(1.0mm)
- 产品尺寸：35mm(宽)×7.5mm(高)×1.0mm(厚度)×1米/2米(长度)
- 开孔尺寸：Φ4.8×25mm(标准孔型)
- 备注：批量时，可根据客户要求订做特殊孔、特殊长度的导轨。

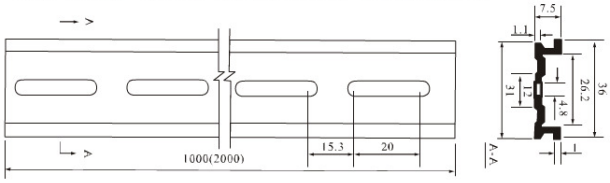

- 产品型号：TH35-7.5L(1.5mm)
- 产品尺寸：35mm(宽)×7.5mm(高)×1.5mm(厚度)×1米/2米(长度)
- 开孔尺寸：Φ5.2×15mm(标准孔型)
- 备注：批量时，可根据客户要求订做特殊孔、特殊长度的导轨。

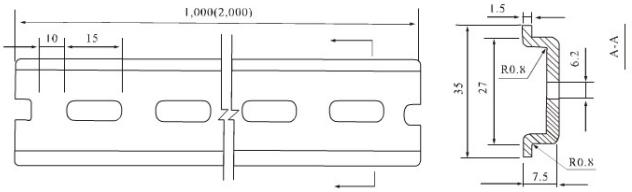

- 产品型号：G32-15L(1.5mm)
- 产品尺寸：32mm(宽)×15mm(高)×1.5mm(厚度)×1米/2米(长度)
- 开孔尺寸：Φ6.2×15mm(标准孔型)
- 备注：批量时，可根据客户要求订做特殊孔、特殊长度的导轨。

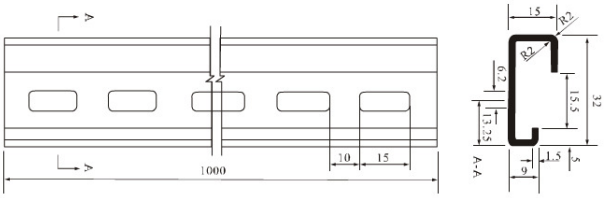



- 产品型号：C25-10L(1.1mm)
- 产品尺寸：25mm(宽)×10mm(高)×1.1mm(厚度)×1米/2米(长度)
- 开孔尺寸：Φ4.8×25mm(标准孔型)
- 备注：批量时，可根据客户要求订做特殊孔、特殊长度的导轨。

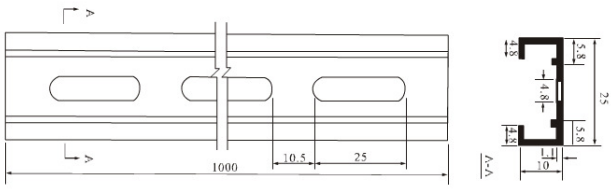

ezitown
ELECTRIC SOLUTIONS

插针式连接端子
PCB TERMINAL BLOCK

	MG 300-5.0 MG 300-7.5	MG 300R-5.0 MG 300R-7.5	MG 305-5.0 MG 305-7.5	MG 301-5.0	MG 301R-5.0
间距 Pitch	5.0mm、7.5mm	5.0mm、7.5mm	5.0mm、7.5mm	5.0mm	5.0mm
极数 Poles	2P、3P-24P	2P、3P-24P	2P、3P-24P	2P、3P-24P	2P、3P-24P
定额 Pated	300V/10A	300V/10A	300V/10A	250V/16A	250V/16A
线径 Wine	22-14AWG、2.5mm²	22-14AWG、2.5mm²	22-14AWG、2.5mm²	22-14AWG、1.5mm²	22-14AWG、1.5mm²




	MG 390-5.0-2.54	MG 141V-2.54	MG 141R-2.54	MG 142V-5.08 MG 142V-7.62	MG 142R-5.08 MG 142R-7.62
间距 Pitch	5.0mm	2.54mm	2.54mm	5.08mm、7.62mm	5.08mm、7.62mm
极数 Poles	2P、3P-24P	2P-24P	2P-24P	2P-24P	2P-24P
定额 Pated	300V/8A	150V/2A	150V/2A	300V/10A	300V/10A
线径 Wine	22-18AWG、1.0mm²	26-20AWG、1.0mm²	26-20AWG、1.0mm²	22-14AWG、1.5mm²	22-14AWG、1.5mm²





	MG 381H-3.5 MG 381H-3.81	MG 381A-3.5 MG 381A-3.81	MG 381B-3.5 MG 381B-3.81	MG 500-5.0 MG 500-5.08	MG 500H-5.0 MG 500H-5.08
间距 Pitch	3.5mm、3.81mm	3.5mm、3.81mm	3.5mm、3.81mm	5.0mm、5.08mm	5.0mm、5.08mm
极数 Poles	2P、3P-24P	2*(2P、3P-24P)	2*(2P、3P-24P)	2P、3P-24P	2P、3P-24P
定额 Pated	300V/10A	300V/10A	300V/10A	300V/10A	300V/10A
线径 Wine	26-16AWG、1.5mm²	26-16AWG、1.5mm²	26-16AWG、1.5mm²	24-12AWG、2.5mm²	24-12AWG、2.5mm²




	MG 500A-5.0 MG 500A-5.08	MG 500B-5.0 MG 500B-5.08	MG 103-5.0	MG 126-5.0	MG 126R-5.0
间距 Pitch	5.0mm、5.08mm	5.0mm、5.08mm	5.0mm	5.0mm	5.0mm
极数 Poles	2*(2P、3P-24P)	2*(2P、3P-24P)	2P、3P、4P-24P	2P、3P-24P	2P、3P-24P
定额 Pated	300V/10A	300V/10A	300V/10A	250V/8A	250V/8A
线径 Wine	24-12AWG、2.5mm²	24-12AWG、2.5mm²	24-12AWG、2.5mm²	26-14AWG、1.5mm²	26-14AWG、1.5mm²

插针式连接端子
PCB TERMINAL BLOCK



	15EDGK-3.5 15EDGK-3.81	15EDGKA-3.5 15EDGKA-3.81	15EDGKB-3.5 15EDGKB-3.81	15EDGVC-3.5 15EDGVC-3.81	MG 166-5.0
间距 Pitch	3.5mm、3.81mm	3.5mm、3.81mm	3.5mm、3.81mm	3.5mm、3.81mm	5.0mm
极数 Poles	2P-24P	2P-24P	2P-24P	2P-24P	2P、3P
定额 Pated	300V/8A	300V/8A	300V/8A	300V/8A	300V/12A
线径 Wine	28-16AWG、1.5mm²	28-16AWG、1.5mm²	28-16AWG、1.5mm²		18-12AWG、2.5mm²




	MG 128-5.0 MG 128-7.5	MG 128R-5.0 MG 128R-7.5	15EDGRC-3.5 15EDGRC-3.81	15EDGKM-3.5 15EDGKM-3.81	MG 236-3.81 MG 236-5.0
间距 Pitch	5.0mm、7.5mm	5.0mm、7.5mm	3.5mm、3.81mm	3.5mm、3.81mm	3.81mm、5.0mm
极数 Poles	2P、3P-24P	2P、3P-24P	2P-24P	2P-24P	2P-24P
定额 Pated	300V/10A	300V/10A	300V/8A	300V/8A	250V/10A
线径 Wine	22-12AWG、2.5mm²	22-12AWG、2.5mm²		28-16AWG、1.5mm²	22-16AWG、1.0mm²



	MG235-3.81 MG235-7.5 MG235-5.0 MG235-10.0	MG235W-3.81 MG235W-7.5 MG235W-5.0 MG235W-10.0	MG235T-5.0 MG235T-7.5 MG235T-10	MG250-2.5MG250-2.45 MG250-3.5	MG 250T-5.0
间距 Pitch	(3.81、5.0、7.5、10.0)mm	(3.81、5.0、7.5、10.0)mm	5.0mm、7.5mm、10.0mm	2.5mm、2.54mm、3.5mm	5.0mm
极数 Poles	2P-24P	2P-24P	2P-24P	2P-24P	2*(2P-24P)
定额 Pated	300V/10A	300V/10A	300V/10A	250V/8A	300V/10A
线径 Wine	20-14AWG、1.5mm²	20-14AWG、1.5mm²	20-14AWG、1.5mm²	22-16AWG、1.5mm²	22-14AWG、1.5mm²






	MG 167R-5.0	MG 167-5.0	MG 25C-B	MG 25S-B	MG 25H-B
间距 Pitch	5.0mm	5.0mm	7.62mm	7.62mm	7.62mm
极数 Poles	2P-24P	2P-24P	2P-26P	2P-26P	2P-26P
定额 Pated	300V/15A	300V/15A	300V/10A	300V/10A	300V/10A
线径 Wine	22-12AWG、2.5mm²	22-12AWG、2.5mm²	22-14AWG	22-14AWG	22-14AWG

ezitown
ELECTRIC SOLUTIONS

圆形预绝缘端头
INSULATED SPADE TERMINALS

△导线截面：0.5~1.5mm²(22–16) 最大电流：Imax=19A

编号 ITEM.NO.	美制螺栓号	螺栓口直径 d2	尺寸DIMENSION B mm	L mm	F mm	H mm	Dφ mm	颜色 COLOR
RV1.25-3	#4	3.2mm	5.7	17.8	4.95	10.0	4.3	红 Red
RVS1.25-3.5	#6	3.7mm	5.7	17.8	4.95			
RVM1.25-3.5	#6	3.7mm	6.6	20.1	6.3			
RVL1.25-3.5	#6	3.7mm	8.0	21.5	7.0			
RVS1.25-4	#8	4.3mm	6.6	20.1	6.3			
RVL1.25-4	#8	4.3mm	8.0	21.5	7.0			
RV1.25-5	#10	5.3mm	8.0	21.5	7.0			
RV1.25-6	1/4	6.5mm	11.6	27.5	11.1			
RV1.25-8	5/16	8.4mm	11.6	27.5	11.1			
RV1.25-10	3/8	10.5mm	13.6	31.6	13.9			

△导线截面：1.5~1.5mm²(16–14) 最大电流：Imax=27A

编号 ITEM.NO.	美制螺栓号	螺栓口直径 d2	尺寸DIMENSION B mm	L mm	F mm	H mm	Dφ mm	颜色 COLOR
RV2-3	#4	3.2mm	6.6	17.8	4.3	10.0	4.9	兰 blue
RVS2-3.5	#6	3.7mm	6.6	17.8	4.3			
RVM2-3.5	#6	3.7mm	6.6	21.0	7.0			
RVL2-3.5	#6	3.7mm	8.5	22.5	7.75			
RVS2-4	#8	4.3mm	6.6	21.0	7.0			
RVL2-4	#8	4.3mm	8.5	22.5	7.75			
RVS2-5	#10	5.3mm	8.5	22.5	7.75			
RVL2-5	#10	5.3mm	9.5	22.5	7.75			
RV2-6	1/4	6.5mm	12.0	27.6	11.0			
RV2-8	5/16	8.4mm	12.0	27.6	11.0			
RV2-10	3/8	10.5mm	13.6	30.2	13.9			

△导线截面：2.5~4mm²(14~12) 最大电流：Imax=37A

编号 ITEM.NO.	美制螺栓号	螺栓口直径 d2	尺寸DIMENSION B mm	L mm	F mm	H mm	Dφ mm	颜色 COLOR
RV3.5-4	#8	4.3mm	8.0	24.5	7.7	12.5	6.2	黑 black
RVS3.5-5	#10	5.3mm	8.0	24.5	7.7			
RVL3.5-5	#10	5.3mm	12.0	27.9	7.7			
RV3.5-6	1/4	6.5mm	12.0	27.9	7.7			

△导线截面：4~6mm²(12~10) 最大电流：Imax=48A

编号 ITEM.NO.	美制螺栓号	螺栓口直径 d2	尺寸DIMENSION B mm	L mm	F mm	H mm	Dφ mm	颜色 COLOR
RV5.5-3.5	#6	3.7mm	7.2	21.4	5.9	12.5	6.7	黄 yellow
RVS5.5-4	#8	4.3mm	7.2	21.5	5.9			
RVL5.5-4	#8	4.3mm	9.5	25.5	8.3			
RV5.5-5	#10	5.3mm	9.5	25.5	8.3			
RV5.5-6	1/4	6.5mm	12.0	21.5	13.0			
RV5.5-8	5/16	8.4mm	15.0	33.7	13.7			
RV5.5-10	3/8	10.5	15.0	33.7	13.7			
RV5.5-12	1/2	13.0	19.2	38.1	16.0			

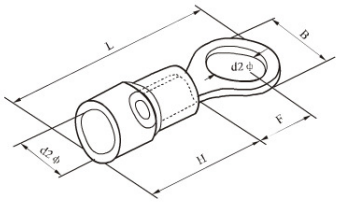

叉形预绝缘端头
INSULATED SPADE TERMINALS

导线截面：0.5~1.5mm2(22–16) 最大电流：Imax=9A

编号 ITEM.NO.	美制 螺栓号	螺栓口直径 d2	尺寸DIMENSION B mm	L mm	F mm	H mm	Dϕ mm	颜色 COLOR
SV1.25-3	#4	3.2mm	5.7	21.2	6.5	10.0	4.3	红 Red
SVS1.25-3.5	#6	3.7mm	5.7	21.2	6.5			
SVL1.25-3.5	#6	3.7mm	6.4	21.2	6.5			
SVS1.25-4	#8	4.3mm	6.4	21.2	6.5			
SVM1.25-4	#8	4.3mm	7.2	21.2	6.5			
SVL1.25-4	#8	4.3mm	8.1	21.2	6.5			
SVS1.25-5	#10	5.3mm	8.1	21.2	6.5			
SVL1.25-5	#10	5.3mm	9.5	21.2	6.5			
SVS1.25-6	1/4	6.5mm	9.5	21.2	6.5			
SVL1.25-6	1/4	6.5mm	12.0	21.2	11.0			

导线截面：1.5~2.5mm2(16~14) 最大电流：Imax=27A

编号 ITEM.NO.	美制 螺栓号	螺栓口直径 d2	尺寸DIMENSION B mm	L mm	F mm	H mm	Dϕ mm	颜色 COLOR
SV2-3	#4	3.2mm	5.7	21.2	6.5	10.0	4.9	兰 blue
SVS2-3.5	#6	3.7mm	5.7	21.2	6.5			
SVL2-3.5	#6	3.7mm	6.4	21.2	6.5			
SVS2-4	#8	4.3mm	6.4	21.2	6.5			
SVM2-4	#8	4.3mm	7.2	21.2	6.5			
SVL2-4	#8	4.3mm	8.1	21.2	6.5			
SVS2-5	#10	5.3mm	8.1	21.2	6.5			
SVL2-5	#10	5.3mm	9.5	21.2	6.5			
SVS2-6	1/4	6.5mm	9.5	21.2	6.5			
SVL2-6	1/4	6.5mm	12.0	21.2	11.0			

导线截面：2.5~4mm2(14~12) 最大电流：Imax=37A

编号 ITEM.NO.	美制 螺栓号	螺栓口直径 d2	尺寸DIMENSION B mm	L mm	F mm	H mm	Dϕ mm	颜色 COLOR
SV3.5-4	#8	4.3mm	8.0	24.8	7.0	12.5	6.2	黑 black
SV3.5-5	#10	5.3mm	8.0	24.8	7.0			
SV3.5-6	1/4	6.5mm	12.0	28.0	12.1			

导线截面：4~6mm2(12~10) 最大电流：Imax=48A

编号 ITEM.NO.	美制 螺栓号	螺栓口直径 d2	尺寸DIMENSION B mm	L mm	F mm	H mm	Dϕ mm	颜色 COLOR
SV5.5-3.5	#6	3.7mm	8.3	25.2	7.5	12.5	6.7	黄 yellow
SVS5.5-4	#8	4.3mm	8.3	25.2	7.5			
SVL5.5-4	#8	4.3mm	9.0	23.9	7.5			
SV5.5-5	#10	5.3mm	9.0	23.9	7.5			
SVS5.5-6	1/4	6.5mm	9.0	23.9	7.5			
SVL5.5-6	1/4	6.5mm	12.0	31.2	12.0			
SV5.5-8	5/16	8.4mm	14.0	30.0	11.5			

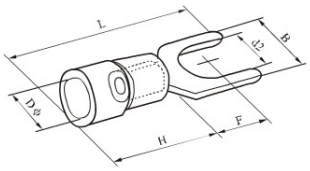

ezitown
ELECTRIC SOLUTIONS

针形预绝缘端头
INSULATED PIN TERMINALS

△导线截面：0.5~1.5mm²(22–16) 最大电流：Imax=19A

编号 ITEM.NO.	尺寸DIMENSION				颜色 COLOR
	F ϕ mm	L mm	H mm	D ϕ mm	
PTV1.25-9	1.9	19.0	10.0	4.3	红 Red
PTV1.25-10	1.9	20.0			
PTV1.25-12	1.9	22.0			
PTV1.25-13	1.9	23.0			

△导线截面：1.5~2.5mm²(16–14) 最大电流：Imax=27A

编号 ITEM.NO.	尺寸DIMENSION				颜色 COLOR
	F ϕ mm	L mm	H mm	D ϕ mm	
PTV2-9	1.9	19.0	10.0	4.3	兰 Blue
PTV2-10	1.9	20.0			
PTV2-12	1.9	22.0			
PTV2-13	1.9	23.0			

△导线截面：1.5~2.5mm²(16–14) 最大电流：Imax=27A

编号 ITEM.NO.	尺寸DIMENSION				颜色 COLOR
	F ϕ mm	L mm	H mm	D ϕ mm	
PTV5.5-13	2.8	25.5	12.5	6.7	黄 yellow

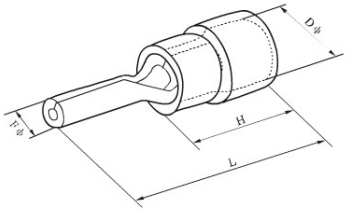

片形预绝缘端头
INSULATED PIN TERMINALS

△导线截面：0.5~1.5mm²(22–16) 最大电流：Imax=19A

编号 ITEM.NO.	尺寸DIMENSION			C mm
	W mm	L mm	F mm	
BDV1.25-9	2.3	20.0	10.0	4.3
BDV1.25-10	3.0	21.0	11.0	
BDV1.25-12	3.0	24.0	14.0	
BDV1.25-13	2.3	28.0	18.0	

△导线截面：1.5~2.5mm²(16–14) 最大电流：Imax=19A

编号 ITEM.NO.	尺寸DIMENSION			C mm
	W mm	L mm	F mm	
BDV2-9	2.8	19.0	9.0	4.9
BDV2-18	2.3	28.0	18.0	

△导线截面：4~6mm²(12~10) 最大电流：Imax=48A

编号 ITEM.NO.	尺寸DIMENSION			C mm
	W mm	L mm	F mm	
BDV5.5-10	2.8	22.5	10.0	5.6

公预绝缘端头
INSULATED MALE DISCONNECTS

△导线截面：0.5~1.5mm²(22–16) 最大电流：Imax=10A

编号 ITEM.NO.	MEMA TAB (mm)	材料厚度 Thickness of material (mm)	尺寸DIMENSION				
			B mm	d Φ mm	D Φ mm	L mm	H mm
MDD1.25-110(8)	0.8×2.8	0.8	2.8	1.70	4.3	17.7	10.0
MDD1.25-187(5)	0.5×4.75	0.5	4.75	1.70	4.3	20.0	
MDD1.25-187(8)	0.8×4.75	0.8	4.75	1.70	4.3	18.5	
MDD1.25-250	0.8×6.35	0.4	6.35	1.70	4.3	21.0	

△导线截面：1.5~2.5mm²(16~14) 最大电流：Imax=15A

编号 ITEM.NO.	MEMA TAB (mm)	材料厚度 Thickness of material (mm)	尺寸DIMENSION				
			B mm	d Φ mm	D Φ mm	L mm	H mm
MDD2-187(5)	0.5×4.75	0.5	4.75	2.3	4.3	20.0	10.0
MDD2-187(8)	0.8×4.75	0.8	4.75	2.3	4.3	18.5	
MDD2-250	0.8×6.35	0.4	4.75	2.3	4.3	21.0	

△导线截面：4~6mm²(12~10) 最大电流：Imax=24A

编号 ITEM.NO.	MEMA TAB (mm)	材料厚度 Thickness of material (mm)	尺寸DIMENSION				
			B mm	d Φ mm	D Φ mm	L mm	H mm
MDD5.5-250	0.8×6.35	0.4	6.35	3.4	5.7	25.0	14.0

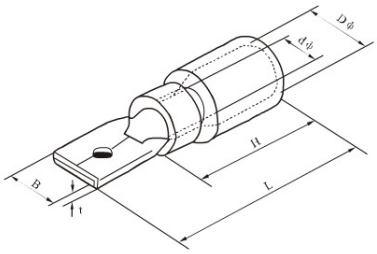

ezitown
ELECTRIC SOLUTIONS

母预绝缘端头
INSULATED FEMALE DISCONNECTS

△导线截面：0.5~1.5mm²(22–16) 最大电流：Imax=10A

编号 ITEM.NO.	MEMA TAB (mm)	材料厚度 Thickness of material (mm)	尺寸DIMENSION				
			B mm	d Φ mm	D Φ mm	L mm	H mm
FDD1.25-110(5)	0.5×2.8	0.3	3.8	1.70	3.80	19.0	10.0
FDD1.25-110(8)	0.8×2.8	0.3	3.8	1.70	3.80	19.0	
FDD1.25-187(5)	0.5×4.75	0.35	5.6	1.70	3.80	19.0	
FDD1.25-187(8)	0.8×4.75	0.35	5.6	1.70	3.80	19.0	
FDD1.25-205	0.5×5.2	0.35	6.5	1.70	3.80	20.0	
FDD1.25-250	0.8×6.35	0.4	7.4	1.70	3.80	21.0	

△导线截面：1.5~2.5mm²(16~14) 最大电流：Imax=15A

编号 ITEM.NO.	MEMA TAB (mm)	材料厚度 Thickness of material (mm)	尺寸DIMENSION				
			B mm	d Φ mm	D Φ mm	L mm	H mm
FDD2-110(5)	0.5×2.8	0.3	3.8	2.3	4.3	19.0	10.0
FDD2-110(8)	0.8×2.8	0.3	3.8	2.3	4.3	19.0	
FDD2-187(5)	0.5×4.75	0.35	5.6	2.3	4.3	19.0	
FDD2-187(8)	0.8×4.75	0.35	5.6	2.3	4.3	19.0	
FDD2-205	0.5×5.2	0.35	6.5	2.3	4.3	20.0	
FDD2-250	0.8×6.35	0.4	7.4	2.3	4.3	21.0	
FDD2-312	0.8×0.8	0.4	9.0	2.3	4.3	23.0	

△导线截面：4~6mm2(12~10) 最大电流：Imax=24A

编号 ITEM.NO.	MEMA TAB (mm)	材料厚度 Thickness of material (mm)	尺寸DIMENSION				
			B mm	d Φ mm	D Φ mm	L mm	H mm
FDD5.5-25.	0.5×6.35	0.4	7.4	3.4	5.7	25.0	14.0
FDD5.5-3.75	1.2×9.4	0.5	10.9	3.4	5.7	29.6	

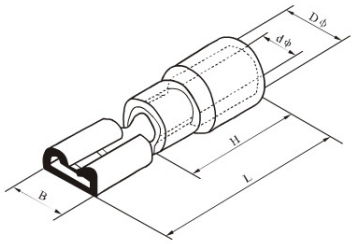

母全绝缘端头
FULLY VINYL INSULATED DISCONNECTS

△导线截面：0.5~1.5mm²(22–16) 最大电流：Imax=10A

编号 ITEM.NO.	MEMA TAB (mm)	尺寸DIMENSION				
		W mm	B mm	D ϕ mm	d ϕ mm	L mm
FDFD1.25-187(5)	0.5×4.75	5.6	5.0	4.0	1.7	20.0
FDFD1.25-187(8)	0.8×4.75	5.6	5.0	4.0	1.7	20.0
FDFD1.25-250	0.8×6.35	7.4	6.6	4.0	1.7	21.5

△导线截面：1.5~2.5mm2(16~14) 最大电流：Imax=15A

编号 ITEM.NO.	MEMA TAB (mm)	尺寸DIMENSION				
		W mm	B mm	D ϕ mm	d ϕ mm	L mm
FDFD2-187(5)	0.5×4.75	5.6	5.0	4.5	2.3	20.0
FDFD2-187(8)	0.8×4.75	5.6	5.0	4.5	2.3	20.0
FDFD2-250	0.8×6.35	7.4	6.6	4.5	2.3	21.5

△导线截面：4~6mm²(12~10) 最大电流：Imax=24A

编号 ITEM.NO.	MEMA TAB mm	尺寸DIMENSION				
		W mm	B mm	D ϕ mm	d ϕ mm	L mm
FDFD5.5-250	0.8×6.35	7.4	6.6	5.7	3.4	25.5

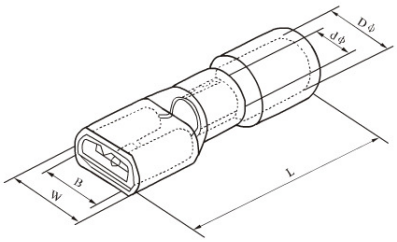

长形全绝缘中间接头(TL–JTK型)
LONG FULL–INSULATING MIDDLE JOINT(TYPE TL–JTK)

· 材质：紫铜　· 绝缘套材料：PVC
· material:purple copper　· insulating material: PVC

型号 Type	导线截面 Cable size		尺寸Diameter(mm)			最大电流 Imax	颜色 color
	A.W.G	mm²	I	d ϕ	L		
BV 1.25	22-16	0.5-1.5	15.0	1.7	26	19A	红red
BV 2	16-14	1.5-2.5	15.0	2.3	26	27A	蓝blue
BV 5.5	12-10	4-6	15.0	3.4	26	48A	黄yellow
BV 8	#8	6-10	21.0	4.5	32	62A	红red
BV 14	#6	10-16	26.0	5.8	42	88A	蓝blue
BV 22	#4	16-25	29.0	7.7	50	115A	黄yellow
BV 38	#2	35-50	32.0	9.4	55	160A	红red



ezitown
ELECTRIC SOLUTIONS

弹簧螺式接线头
SPRING NAIL TYPE CONNECTOR LUG

- 电压(Voltage)：300V
- 温度(Temperature)：105℃
- 材质：高级PVC塑胶原料，绝缘佳
- Material: High-class PVC plastic and rubber raw material with good insulation
- 用途：使用于各种电器产品，家庭配线等接线器材，耐用且绝缘性佳，安全可靠。
- Usage: used in varous electrical goods, family matching line and so on connection devices, with the function of durable and good insulatibity and reliable and safe.

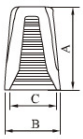

编号 ITEM.NO.	高(H) (mm)	宽(W) (mm)	内径(D) (mm)	适用电线 SUITABLE WIRES	颜色 COLOR
P1	15	8.5	6.5	MIN#20×1+#22×1 MAX#16×2	灰 Grey
P2	18	10	7.5	MIN#20×3 MAX#16×3	兰 Blue
P3	20	11.5	9.5	MIN#20X3 MAX#16×3+#18×1	橘红 Orange
P4	23.5	13.5	10.8	MIN#14×1+#18×1 MAXX#14×4+#18×1	黄 Yellow
P5	23.5	15.5	12.7	MIN#14×2 MAX#10×2+#12×2	红 Red

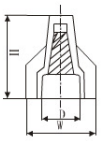

编号 ITEM.NO.	高(H) (mm)	宽(W) (mm)	内径(D) (mm)	适用电线 SUITABLE WIRES	颜色 COLOR
P6	22.0	19.9	12.5	MIN#18×2 MAXX#12×3	黄 Yellow
P7	28.0	22.0	15.0	MIN#14×2 MAX#10×4	红 Red

快速连接接头
FAST CONNECTING JOINTS



- 绝缘材料：PP
- 最大耐压：105℃ 600V
- Insulating bushing: PP
- Maximum compression resistance: 105℃ 600V

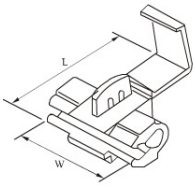

型号 Type	台湾线规 Taiwanese line rules	导线截面 Cable size	最大电流 Imax	Wmm	Lmm	颜色 color
878100 801P3	22-18	0.5-1.0mm²	10A	20.0	27.0	红red
878101 802P3	18-14	0.75-2.5mm²	15A	20.0	27.0	蓝blue
878201 805P3	12-10	4-6mm²	24A	20.5	34.5	黄yellow
878106S	18-14	0.75-2.5mm²	15A	10.0	38.0	蓝blue
878107	18-14	0.75-2.5mm²	15A	17.5	31.0	蓝bule

管形预绝缘端头
INSULATED CORD END TERMINALS

△管形预绝缘端头 INSULATED CORD END TERMINALS

编号 Item.no.	尺寸Dimension F (mm)	L (mm)	W (mm)	B (mm)	D (mm)	C (mm)	导线面积 Clnle sq A.W.G	mm²	颜色 Color
E0506	6.0	12.0	2.6	6.0	1.3	1.0	#22	0.5	橙色Oranage 白色Whire
E0508	8.0	14.0							
E0510	10.0	16.0							
E0512	12.0	18.0							
E7506	6.0	12.4	2.8	6.4	1.5	1.2	#20	0.75	白色White 蓝色Blue
E7508	8.0	14.6							
E7510	10.0	16.4							
E7512	12.0	18.4							
E7518	18.0	24.4							
E1006	6.0	12.4	3.0	6.4	1.7	1.4	#18	1.0	黄色 Yellow 红色Red
E1008	8.0	14.6							
E1010	10.0	16.4							
E1012	12.0	18.4							
E1508	8.0	14.6	.5	6.4	2.0	1.7	#16	1.5	红色Red 黑色Black
E1510	10.0	16.4							
E1518	18.0	24.4							
E2508	8.0	15.2	4.0	7.0	2.6	2.3	#14	2.5	兰色Blue 灰色Grey
E2512	12.0	19.0							
E2518	18.0	25.0							
E4009	9.0	16.5	4.4	7.5	3.2	2.8	#12	4.0	灰色Grey 橙色Oranage
E4012	12.0	19.5							
E4018	18.0	25.5							
E6012	12.0	20.0	6.3	8.0	3.9	3.5	#10	6.0	黑色Black 绿色Green
E6018	18.0	26.0							
E10-12	12.0	21.5	7.6	9.5	4.9	4.5	#7	10.0	乳白色Milky white 褐(棕)色Brown green
E10-18	18.0	27.5							
E16-12	12.0	22.2	8.8	10.2	6.2	5.8	#5	16.0	绿色Green 乳白色Milky white
E16-18	18.0	28.2							
E25-16	16.0	29.0	11.2	13.0	7.9	7.5	#4	25.0	褐(棕)色Brown green 黑色Black
E25-22	22.0	35.0							
E35-16	16.0	30.0	12.7	14.0	8.7	8.3	#2	35.0	灰褐色 Greyish brown
E35-25	25.0	39.0							
E50-20	20.0	36.0	15.3	16.0	10.9	10.3	#1	50.0	橄榄色 Olive
E50-25	25.0	41.0							



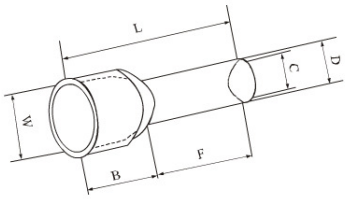

ezitown
ELECTRIC SOLUTIONS

双线管形预绝缘端头
CREWEL TUBE PRE-INSULATING TERMINAL

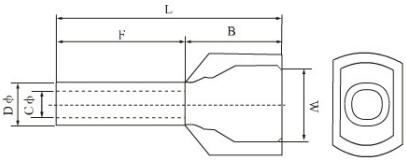

△双线管形预绝缘端头 CREWEL TUBE PRE-INSULATING TERMINAL

• 最大耐压：150℃ Ui=300V • 材质：紫铜管 • 绝缘套材料：尼龙

编号 Item.no.	Conductor mm^2	尺寸Dimension						绝缘套颜色 Insulation Color
		F	L	W	B	Dφ	Cφ	
TE-0508	2×0.5	8.0	14.5	5.0	6.5	1.8	1.5	白色White
TE-7508	2×0.75	8.0	14.7	5.5	6.7	2.1	1.8	兰色Blue 灰色Grey
TE-7510	2×0.75	10.0	16.07	5.5	6.7	2.1	1.8	
TE-1008	2×1.0	8.0	15.1	5.5	7.1	2.3	2.0	红色Red
TE-1010	2×1.0	10.0	17.1	5.5	7.1	2.3	2.0	
TE-1508	2×1.5	8.0	15.5	6.4	7.2	2.6	2.3	黑色Black
TE-1512	2×1.5	12.0	19.5	6.4	7.5	2.6	2.3	
TE-2510	2×2.5	10.0	18.5	8.0	8.5	3.3	2.9	灰色Grey
TE-2513	2×2.5	13.0	21.5	8.0	8.5	3.3	2.9	兰色Blue
TE-4012	2×4.0	12.0	23.1	8.8	11.1	4.2	3.8	橙色Oranage 灰色Grey
TE-6014	2×6.0	14.0	26.1	9.5	12.1	5.3	4.9	绿色green 黄色Yellow
TE-10-14	2×10.0	14.0	26.6	12.6	12.0	6.9	6.5	棕色Brown green 红色Red
TE-16-14	2×16.0	14.0	31.3	19.0	17.3	8.7	8.3	乳白Milky white 兰色White

△管形裸端头(TG型)

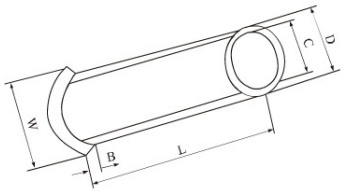

编号 Item.no.	尺寸Dimension					导线面积 Wire range	
	L(mm)	D(mm)	C(mm)	B(mm)	W(mm)	A.W.G	mm^2
EN0506	6.0	1.3	1.0	0.7	2.1	#22	0.5
EN75.6	6.0	1.5	1.2	0.7	2.5	#20	0.75
EN1006	6.0	1.7	1.4	0.7	2.7	#18	1.0
EN1010	10.0						
EN1507	7.0	2.0	1.7	1.0	3.5	#16	1.5
EN1510	10.0						
EN2507	7.0	2.5	2.2	1.0	2.5	#14	2.5
EN2512	12.0						
EN4009	9.0	3.2	2.8	1.0	4.0	#12	4.0
EN4012	12.0						
EN6010	10.0	3.9	3.5	1.0	4.8	#10	6.0
EN6012	12.0						
EN6015	15.0						
EN10-12	12.0	4.9	4.5	1.2	5.8	#7	10.0
EN10-15	15.0						
EN10-18	18.0						
EN16-12	12.0	6.2	5.8	1.5	7.5	#5	16.0
EN16-15	15.0						
EN16-18	18.0						
EN25-16	16.0	7.9	7.5	1.8	9.2	4	25
EN25-22	22.0						
EN35-16	16.0	8.7	8.3	2.0	10	2	35
EN35-25	25.0						
EN50-20	20.0	10.9	10.3	2.0	12.4	1	50
EN50-25	25.0						

插簧端头
OPEN BARREL TERMINALS(FEMALE & MALE)

△导线截面：0.5~1.5mm²(22–16) 最大电流：Imax=10A

图 FIG	编号 ITEM.NO.	材质 METAL	适用电线 WIRE RANGE	尺寸DIMENSION				材料厚度 THICKNESS
				D	W	L	E	
A	DJ611-2.8×0.5B	Brass	1.0-1.5	/	2.8	21.0	12.0	0.5
B	DJ611-6.3A		0.5-0.8	7.9	6.3	25.0	13.8	0.4
B	DJ611-6.3B		1.0-1.5	7.9	6.3	25.0	13.8	0.4
B	DJ612-6.3C		20.-2.5	7.9	6.3	25.0	13.8	0.4
C	DJ617-6.3B		1.0-1.5	/	6.3	19.2	/	0.4

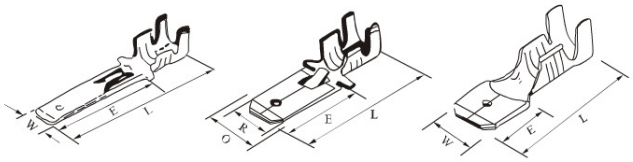

A B C

图 FIG	编号 ITEM.NO.	材质 METAL	适用电线 WIRE RANGE	尺寸DIMENSION			材料厚度 THICKNESS
				W	L	E	
A	DJ621-E2.8×0.5B	Brass	1.0-1.5	4.1	16.0	6.6	0.3
A	DJ621-D2.8×0.5A		0.5-0.8	3.7	15.1	6.3	0.25
A	DJ621-E4.8×0.5A		0.5-0.8	6.0	13.8		0.3
B	DJ621-4.8×0.8A		0.5-0.8	6.4	12.0	6.2	0.4
C	DJ621-5A		0.5-0.8	5.2	17	5.5	0.3
C	DJ611-5B		1.0-1.5	5.2	17	5.5	0.3
D	DJ622-A6.3B		1.0-1.5	7.7	18.5	7.5	0.4
E	DJ622-D6.3B		1.0-1.5	7.7	17.5	7.5	0.4



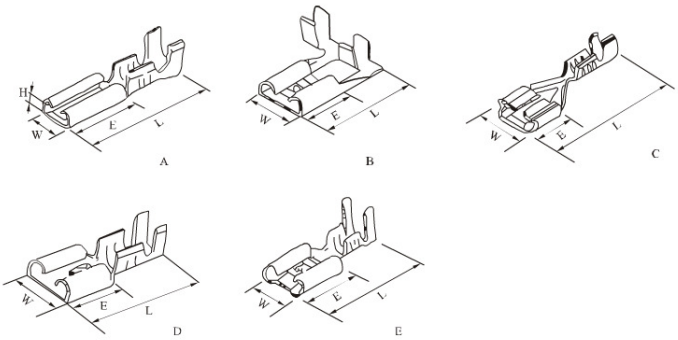

A B C D E

ezitown
ELECTRIC SOLUTIONS

插簧端头
OPEN BARREL TERMINALS(FEMALE & MALE)

图 FIG	编号 ITEM.NO.	材质 METAL	适用电线 WIRE RANGE	尺寸DIMENSION					材料厚度 THICKNESS
				D	H	W	L	E	
A	DJ211-.35B	Brass	1.0-1.5			3.5	15.0		0.5
A	DJ211-4B		1.0-1.5			4.0	16		0.5
B	DJ221-2.3B		1.0-1.5			3.9	19.0	7.4	0.3
B	DJ221-3.5B		1.0-1.5			3.3	17.6	6.5	0.3
B	DJ221-4B		1.0-1.5			3.8	17.6	6.5	0.4

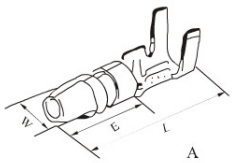

A

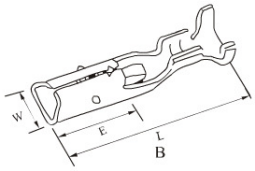

B

插簧端头
INSULATED RING TERMINALS

编号 ITEM.NO.	材质 METAL	适用电线 WIRE RANGE	尺寸DIMENSION			材料厚度 THICKNESS
			D	W	E	
Y3-2.5	Brass	0.5-2.5	3.2	9.0	17.0	0.5
DJ431-3A		0.5-0.8	3.5	10.0	17.0	0.5
DJ431-5A		0.5-0.8	5.2	12.0	17.0	0.5
DJ431-6A		0.5-0.8	6.2	15.0	17.0	0.5
DJ431-8B		1.0-1.5	8.2	19.0	19.0	0.8
DJ431-10B		1.0-1.5	10.5			0.8

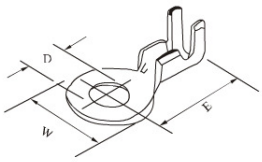

中间裸接头(TL型)
MIDDLE BARE JOINTS

型 号 ITEM NO.	尺 寸DIMENSION			A、W、G	mm^2
	Dφ(mm)	Dφ(mm)	Lφ(mm)		
BN1.25	1.7	3.3	15	22-16	0.5-1.5
2	2.3	4.0	15	16-14	1.5-2.5
3.5	3.0	5.0	15	14-12	2.5-4
5.3	3.4	5.5	15	12-10	4-6
8	4.5	7.1	21	8	10
14	5.8	9.0	26	6	16
22	7.7	11.4	29	4	25
38	9.4	13.3	32	2	35
60	11.4	15.4	36	1/0	50
70	13.3	17.5	37	2/0	70
1.25	1.7	3.3	8.0	22-16	0.5-1.5
2	2.3	4.0	8.0	16-14	1.5-2.5
5.5	3.5	5.5	8.5	12-10	4-6

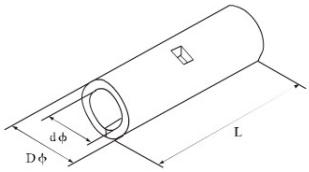

DTL-2系列铜铝接线端子（出口型）
DTL-2 COPPER-ALUMINUM CONNECTING TERMINAL(EXPORT TYPE)

型 号 ITEM NO.	φ	d	D	L_1	L
DTL-2-16	13	5.5	16	42	85
DTL-2-25	13	6.5	16	42	85
DTL-2-35	13	8	16	42	85
DTL-2-50	13	9	20	45	90
DTL-2-70	13	11	20	45	90
DTL-2-95	13	12.5	20	45	90
DTL-2-120	13	13.7	25	60	115
DTL-2-150	13	15.5	25	60	115
DTL-2-185	13	17.5	32	60	122
DTL-2-240	13	19.5	32	60	122
DTL-2-300	13	22.5	34	62	125

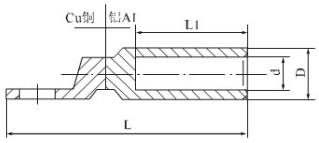

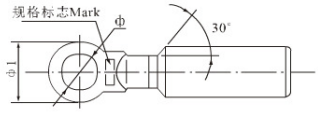

ezitown
ELECTRIC SOLUTIONS

SC(JGK)SC(JGA) 引进铜接线端子
IMPORTED COPPER CONNECTING TERMINALS

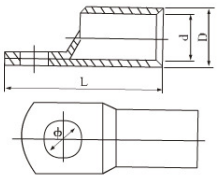

型号 ITEM NO.	Φ(mm)	D(mm)	d(mm)	L(mm)
SC(JGK)-1.5	Φ4.2, Φ5.2	3.5	1.8	18
SC(JGK)-2.5	Φ4.2, Φ5.2, Φ6.2	4	2.5	19
SC(JGK)-4	Φ5.2, Φ6.2	4.8	3.1	21
SC(JGK)-6	Φ5.2, Φ6.2, Φ8.2	5.5	3.8	24
SC(JGK)-10	Φ6.2, Φ8.2	6.8	4.8	25.5
SC(JGK)-16	Φ6.2, Φ8.2, Φ10.5	7.5	5.5	30.5
SC(JGK)-25	Φ6.2, Φ8.2, Φ10.5	9	7	34
SC(JGK)-35	Φ6.2, Φ8.2, Φ10.5, Φ12.5	10.5	8.2	38
SC(JGK)-50	Φ8.2, Φ10.5, Φ12.5	12.5	9.8	45
SC(JGK)-70	Φ8.2, Φ10.5, Φ12.5	14.5	11.5	50
SC(JGK)-95	Φ10.5, Φ12.5	17.5	13.8	55.5
SC(JGK)-120	Φ12.5, Φ16.5	19.5	15.5	63
SC(JGK)-150	Φ12.5, Φ16.5	21	16.5	71
SC(JGK)-185	Φ16.5	23.5	18.8	78
SC(JGK)-240	Φ16.5	26.5	21	92
SC(JGK)-300	Φ16.5, Φ20.5	30	24	102
SC(JGK)-400	Φ16.5, Φ20.5	34	26.5	113
SC(JGK)-500	Φ16.5, Φ20.5	38	30	123
SC(JGK)-630	Φ20.5	45	35	135
SC(JGK)-800	Φ22.5	50	39	170
SC(JGK)-1000	Φ22.5	56	44	200

工业用插头、插座、耦合器(连接器)及接插装置
INTERCONNECTING DEVICES BNC CONNECTOR PLUGS FOR INDUSTRIAL POWER, SOCKET AND COUPLER(CONNECTOR)

电流 Nominal current(A): 16A/32A
电压 Nominal voltage(V): 110-130V~
极数 No.poles:2P+E
型号 Code: LJ-013-4/LJ-023-4
防护等级 Protection degree:IP44

电流 Nominal current(A): 16A/32A
电压 Nominal voltage(V): 220-250V~
极数 No.poles:2P+E
型号 Code: LJ-013/LJ-023
防护等级 Protection degree:IP44

电流 Nominal current(A): 16A/32A
电压 Nominal voltage(V): 380-415V~
极数 No.poles:3P+E
型号 Code: LJ-014/LJ-024
防护等级 Protection degree:IP44

电流 Nominal current(A): 16A/32A
电压 Nominal voltage(V): 220V-380V~/240V-415V~
极数 No.poles:3P+N+E
型号 Code: LJ-015/LJ-025
防护等级 Protection degree:IP44

电流 Nominal current(A): 63A/125A
电压 Nominal voltage(V): 220-250V~
极数 No.poles:2P+E
型号 Code: LJ-033/LJ-043
防护等级 Protection degree:IP67

电流 Nominal current(A): 63A/125A
电压 Nominal voltage(V): 380-415V~
极数 No.poles:3P+E
型号 Code: LJ-034/LJ-044
防护等级 Protection degree:IP67

电流 Nominal current(A): 63A/125A
电压 Nominal voltage(V): 220V-380V~/240V-415V~
极数 No.poles:3P+N+E
型号 Code: LJ-035/LJ-045
防护等级 Protection degree:IP67

电流 Nominal current(A): 16A/32A
电压 Nominal voltage(V): 110-130V~
极数 No.poles:2P+E
型号 Code: LJ-013L-4/LJ-023L-4
防护等级 Protection degree:IP44

电流 Nominal current(A): 16A/32A
电压 Nominal voltage(V): 220-250V~
极数 No.poles:2P+E
型号 Code: LJ-013L/LJ-023L
防护等级 Protection degree:IP44

电流 Nominal current(A): 16A/32A
电压 Nominal voltage(V): 380-415V~
极数 No.poles:3P+E
型号 Code: LJ-014L/LJ-024L
防护等级 Protection degree:IP44

电流 Nominal current(A): 16A/32A
电压 Nominal voltage(V): 220V-380V~/240V-415V~
极数 No.poles:3P+N+E
型号 Code: LJ-015L/LJ-025L
防护等级 Protection degree:IP44

电流 Nominal current(A): 16A/32A
电压 Nominal voltage(V): 110-130V~
极数 No.poles:2P+E
型号 Code: LJ-113-4/LJ-123-4
防护等级 Protection degree:IP44

ezitown
ELECTRIC SOLUTIONS

工业用插头、插座、耦合器(连接器)及接插装置
INTERCONNECTING DEVICES BNC CONNECTOR PLUGS FOR INDUSTRIAL POWER, SOCKET AND COUPLER(CONNECTOR)

电流 Nominal current(A): 16A/32A
电压 Nominal voltage(V): 220-250V~
极数 No.poles:2P+E
型号 Code: LJ-113/LJ-123
防护等级 Protection degree:IP44

电流 Nominal current(A): 16A/32A
电压 Nominal voltage(V): 110-130V~
极数 No.poles:2P+E
型号 Code: LJ-213-4/LJ-223-4
防护等级 Protection degree:IP44

电流 Nominal current(A): 16A/32A
电压 Nominal voltage(V): 380-415V~
极数 No.poles:3P+E
型号 Code: LJ-114/LJ-124
防护等级 Protection degree:IP44

电流 Nominal current(A): 16A/32A
电压 Nominal voltage(V): 220-250V~
极数 No.poles:2P+E
型号 Code: LJ-213/LJ-223
防护等级 Protection degree:IP44

电流 Nominal current(A): 16A/32A
电压 Nominal voltage(V): 220V-380V~/240V-415V~
极数 No.poles:3P+N+E
型号 Code: LJ-115/LJ-125
防护等级 Protection degree:IP44

电流 Nominal current(A): 16A/32A
电压 Nominal voltage(V): 380-415V~
极数 No.poles:3P+E
型号 Code: LJ-214/LJ-224
防护等级 Protection degree:IP44

电流 Nominal current(A): 63A/125A
电压 Nominal voltage(V): 220-250V~
极数 No.poles:2P+E
型号 Code: LJ-133/LJ-143
防护等级 Protection degree:IP67

电流 Nominal current(A): 16A/32A
电压 Nominal voltage(V): 220V-380V~/240V-415V~
极数 No.poles:3P+N+E
型号 Code: LJ-215/LJ-225
防护等级 Protection degree:IP44

电流 Nominal current(A): 63A/125A
电压 Nominal voltage(V): 380-415V~
极数 No.poles:3P+E
型号 Code: LJ-134/LJ-144
防护等级 Protection degree:IP67

电流 Nominal current(A): 16A/32A
电压 Nominal voltage(V): 110-130V~
极数 No.poles:2P+E
型号 Code: LJ-213L-4/LJ-223L-4
防护等级 Protection degree:IP44

电流 Nominal current(A): 63A/125A
电压 Nominal voltage(V): 220V-380V~/240V-415V~
极数 No.poles:3P+N+E
型号 Code: LJ-135/LJ-145
防护等级 Protection degree:IP67

电流 Nominal current(A): 16A/32A
电压 Nominal voltage(V): 220-250V~
极数 No.poles:2P+E
型号 Code: LJ-213L/LJ-223L
防护等级 Protection degree:IP44

工业用插头、插座、耦合器(连接器)及接插装置
INTERCONNECTING DEVICES BNC CONNECTOR PLUGS FOR INDUSTRIAL POWER, SOCKET AND COUPLER(CONNECTOR)

电流 Nominal current(A): 16A/32A
电压 Nominal voltage(V): 380-415V~
极数 No.poles:3P+E
型号 Code: LJ-214L/LJ-224L
防护等级 Protection degree:IP44

电流 Nominal current(A): 16A/32A
电压 Nominal voltage(V): 220V-380V~/240V-415V~
极数 No.poles:3P+N+E
型号 Code: LJ-215L/LJ-225L
防护等级 Protection degree:IP44

电流 Nominal current(A):63A
电压 Nominal voltage(V): 220-250V~
极数 No.poles:2P+E
型号 Code: LJ-533/LJ-243
防护等级 Protection degree:IP67

电流 Nominal current(A):63A
电压 Nominal voltage(V): 380-415V~
极数 No.poles:3P+E
型号 Code: LJ-534/LJ-234
防护等级 Protection degree:IP67

电流 Nominal current(A):63A
电压 Nominal voltage(V): 220V-380V~/240V-415V~
极数 No.poles:3P+N+E
型号 Code: LJ-535/LJ-235
防护等级 Protection degree:IP67

电流 Nominal current(A): 16A/32A
电压 Nominal voltage(V): 220-250V~
极数 No.poles:2P+E
型号 Code: LJ-313/LJ-323
防护等级 Protection degree:IP44

电流 Nominal current(A): 16A/32A
电压 Nominal voltage(V): 380-415V~
极数 No.poles:3P+E
型号 Code: LJ-314/LJ-324
防护等级 Protection degree:IP44

电流 Nominal current(A): 16A/32A
电压 Nominal voltage(V): 220-250V~
极数 No.poles:2P+E
型号 Code: LJ-413/LJ-423
防护等级 Protection degree:IP44

电流 Nominal current(A):16A/32A
电压 Nominal voltage(V): 380-415V~
极数 No.poles:3P+E
型号 Code: LJ-414/LJ-424
防护等级 Protection degree:IP44

电流 Nominal current(A): 16A/32A
电压 Nominal voltage(V): 220-250V~
极数 No.poles:2P+E
型号 Code: LJ-513/LJ-523
防护等级 Protection degree:IP44

电流 Nominal current(A): 16A/32A
电压 Nominal voltage(V): 380-415V~
极数 No.poles:3P+E
型号 Code: LJ-514/LJ-524
防护等级 Protection degree:IP44

电流 Nominal current(A): 16A/32A
电压 Nominal voltage(V): 220V-380V~/240V-415V~
极数 No.poles:3P+N+E
型号 Code: LJ-515/LJ-525
防护等级 Protection degree:IP44

ezitown
ELECTRIC SOLUTIONS

工业用插头、插座、耦合器(连接器)及接插装置
INTERCONNECTING DEVICES BNC CONNECTOR PLUGS FOR INDUSTRIAL POWER, SOCKET AND COUPLER(CONNECTOR)

电流 Nominal current(A): 16A/32A
电压 Nominal voltage(V): 220-250V~
极数 No.poles:2P+E
型号 Code: LJ-013/2 / LJ-023/2
防护等级 Protection degree:IP67

电流 Nominal current(A): 16A/32A
电压 Nominal voltage(V): 220-250V~
极数 No.poles:2P+E
型号 Code: LJ-013/3 / LJ-023/3
防护等级 Protection degree:IP44

电流 Nominal current(A): 16A/32A
电压 Nominal voltage(V): 380-415V~
极数 No.poles:3P+E
型号 Code: LJ-014/2 / LJ-024/2
防护等级 Protection degree:IP67

电流 Nominal current(A): 16A/32A
电压 Nominal voltage(V): 380-415V~
极数 No.poles:3P+E
型号 Code: LJ-014/3 / LJ-024/3
防护等级 Protection degree:IP44

电流 Nominal current(A): 16A/32A
电压 Nominal voltage(V): 220V-380V~/240V-415V~
极数 No.poles:3P+N+E
型号 Code: LJ-015/2 / LJ-025/2
防护等级 Protection degree:IP67

电流 Nominal current(A): 16A/32A
电压 Nominal voltage(V): 220V-380V~/240V-415V~
极数 No.poles:3P+N+E
型号 Code: LJ-015/3 / LJ-025/3
防护等级 Protection degree:IP44

电流 Nominal current(A): 16A/32A
电压 Nominal voltage(V): 220-250V~
极数 No.poles:2P+E
型号 Code: LJ-113/2 / LJ-123/2
防护等级 Protection degree:IP67

电流 Nominal current(A): 16A/32A
电压 Nominal voltage(V): 220-250V~
极数 No.poles:2P+E
型号 Code: LJ-10113/2 / LJ-10123/2
防护等级 Protection degree:IP44

电流 Nominal current(A): 16A/32A
电压 Nominal voltage(V): 380-415V~
极数 No.poles:3P+E
型号 Code: LJ-114/2 / LJ-124/2
防护等级 Protection degree:IP67

电流 Nominal current(A): 16A/32A
电压 Nominal voltage(V): 380-415V~
极数 No.poles:3P+E
型号 Code: LJ-10114/2 / LJ-10124/2
防护等级 Protection degree:IP44

电流 Nominal current(A): 16A/32A
电压 Nominal voltage(V): 220V-380V~/240V-415V~
极数 No.poles:3P+N+E
型号 Code: LJ-115/2 / LJ-125/2
防护等级 Protection degree:IP67

电流 Nominal current(A): 16A/32A
电压 Nominal voltage(V): 220V-380V~/240V-415V~
极数 No.poles:3P+N+E
型号 Code: LJ-10115/2 / LJ-10125/2
防护等级 Protection degree:IP44

工业用插头、插座、耦合器(连接器)及接插装置
INTERCONNECTING DEVICES BNC CONNECTOR PLUGS FOR INDUSTRIAL POWER, SOCKET AND COUPLER(CONNECTOR)

电流 Nominal current(A): 16A/32A
电压 Nominal voltage(V): 380-415V~
极数 No.poles:3P+E
型号 Code: LJ-014/1 / LJ-024/1
防护等级 Protection degree:IP44

电流 Nominal current(A): 16A/32A
电压 Nominal voltage(V): 220V-380V~/240V-415V~
极数 No.poles:3P+N+E
型号 Code: LJ-015/1 / LJ-025/1
防护等级 Protection degree:IP44

电流 Nominal current(A): 16A/32A
电压 Nominal voltage(V): 220-250V~
极数 No.poles:2P+E
型号 Code: LJ-413/2 / LJ-423/2
防护等级 Protection degree:IP44

电流 Nominal current(A): 16A/32A
电压 Nominal voltage(V): 380-415V~
极数 No.poles:3P+E
型号 Code: LJ-414/2 / LJ-424/2
防护等级 Protection degree:IP67

电流 Nominal current(A): 16A/32A
电压 Nominal voltage(V): 220V-380V~/240V-415V~
极数 No.poles:2P+N+E
型号 Code: LJ-415/2 / LJ-425/2
防护等级 Protection degree:IP67

电流 Nominal current(A):10A
电压 Nominal voltage(V): 220-250V~
极数 No.poles:2P+E
型号 Code: LJ-105-02HP / LJ-105-02H
防护等级 Protection degree:IP44

电流 Nominal current(A): 16A/32A
电压 Nominal voltage(V): 220-250V~
极数 No.poles:2P+E
型号 Code: LJ-113/1 / LJ-123/1
防护等级 Protection degree:IP44

电流 Nominal current(A): 16A/32A
电压 Nominal voltage(V): 380-415V~
极数 No.poles:3P+E
型号 Code: LJ-214L / LJ-224L
防护等级 Protection degree:IP44

电流 Nominal current(A): 16A/32A
电压 Nominal voltage(V): 220V-380V~/240V-415V~
极数 No.poles:3P+N+E
型号 Code: LJ-115/1 / LJ-125/1
防护等级 Protection degree:IP44

电流 Nominal current(A): 16A/32A
电压 Nominal voltage(V): 220-250V~
极数 No.poles:2P+E
型号 Code: LJ-213/1 / LJ-223/1
防护等级 Protection degree:IP44

电流 Nominal current(A): 16A/32A
电压 Nominal voltage(V): 380-415V~
极数 No.poles:3P+E
型号 Code: LJ-214/1 / LJ-224/1
防护等级 Protection degree:IP44

电流 Nominal current(A): 16A/32A
电压 Nominal voltage(V): 220V-380V~/240V-415V~
极数 No.poles:3P+N+E
型号 Code: LJ-215/1 / LJ-225/1
防护等级 Protection degree:IP44

ezitown
ELECTRIC SOLUTIONS

HY-PVC 塑料管套
HY-PVC Series

△说明 Product Description

- 材料：105℃ ULPVC　Material: 105℃ ULPVC
- 工作温度：-40℃～105℃　Operationg temperature: -45℃~105℃
- 额定电压：300V-600V　Reated voltage: 300V-600V
- 阻燃：UL224VW-1　Flame retardant: UL224VW-1
- 良好的绝缘性能　Excellent insulation
- 良好的柔软性　Good flexibity
- 耐油耐酸　Resistance to acid&oil
- 保护机械挂线和引线　Hook up wire&lead wire protection
- 应用：一般应用于电器、线束、变压器、马达引线等绝缘和保护
  Applicayion: For general insulation and protection forappliance, Wile harness, teansformer, lead wire of motors, etc.

型号/规格 Type/Size	内径 Intermal diameter	厚度 Thickness	重量/卷(斤) Weight/Hank(jin)	长度(米) Length(m)
HY-Φ0.6	0.6±0.1	0.25±0.06	0.45	100
HY-Φ1	1±0.1	0.25±0.06	0.55	100
HY-Φ1.5	1.5±0.15	0.26±0.05	0.65	100
HY-Φ2	2±0.2	0.26±0.08	0.74	100
HY-Φ2.5	2.5±0.2	0.26±0.08	0.84	100
HY-Φ3	3±0.2	0.26±0.08	0.95	100
HY-Φ3.5	3.5±0.22	0.26±0.08	1.15	100
HY-Φ4	4±0.22	0.26±0.08	1.6	100
HY-Φ5	5±0.25	0.5±0.08	2	100
HY-Φ6	6±0.25	0.5±0.08	2.4	100
HY-Φ8	8±0.28	0.5±0.08	4	100
HY-Φ10	10±0.30	0.5±0.1	4.6	100
HY-Φ12	12±0.30	0.53±0.1	6	100
HY-Φ14	14±0.35	0.6±0.12	9	100
HY-Φ16	16±0.35	0.6±0.12	11	100
HY-Φ18	18±0.4	0.73±0.12	12.5	100
HY-Φ20	20±0.4	0.9±0.12	13.5	100
HY-Φ22	22±0.55	1.0±0.12	15	100
HY-Φ25	25±0.55	1.0±0.12	18	100
HY-Φ30	30±1.5	0.3±0.2	-	-
HY-Φ32	32±1.5	1.5±0.2	-	-
HY-Φ36	36±1.8	2.0±0.2	-	-
HY-Φ38	38±2	2.0±0.3	-	-

△典型机电性能 Technical Date

- 测试项目Property：指标VALUE
- 体积电阻率Volume resistivity：≥1011Ω
- 抗张强度Tensile strength：≥12..5Mpa
- 断裂伸长率Elongation：≥150%
- 老化后抗强度Tensile strength after aging：≥10
- 老化后断裂生长度Elongation after aging：≥120%
- 冷弯曲Cold bend：不开裂
- 耐压：1000V

压着端子用绝缘保护套
PRESS TO CARRY THE SON TO USE TO INSULATE TO PROTECT THE SET

△V系列 Series

型号 Item.no.	尺寸Dimension							编号 Serial number
	D1 (mm)	D2 (mm)	D3 (mm)	L (mm)	T (mm)	ℓ1 (mm)	ℓ2 (mm)	
V-1.5	2.8	3.3	3.1	13 ± 2.0	$0.6^{+0.3}_{-0.2}$	6 ± 1.0	7 ± 1.0	0301
V-2.5	3.3	4.5	3.7	14	0.7	7	7	0302
V-4	4.2	5.7	4.1	17	0.8	9	8	0303
V-6	4.8	5.7	5.2	17	0.8	9	8	0304
V-10	6.2	7.2	6.2	19	1.0	10	9	0305
V-16	7.5	10	8	25 ± 2.4	1.1 ± 0.3	14 ± 1.2	11 ± 1.2	0306
V-25	10.5	12	9.5	30	1.2	15	15	0307
V-35	12.5	14	11.8	34	1.5	17.5	16.5	0308
V-60	15	16.8	13.5	39	1.5	20	19	0309
V-80	17	19	16	47 ± 3.0	1.6 ± 0.4	25 ± 1.5	22 ± 1.5	0310
V-100	19	22	18	54	1.7	30	24	0311
V-120	21	24	20	57	1.8	32	25	0312
V-150	23	24.5	22	65	2.0	35	30	0313
V-185	27	32	24	65	2.5	35	30	0314
V-240	29	38	26.5	77 ± 4.0	2.5 ± 0.6	35 ± 2.0	4.2 ± 2.0	0315
V-300	29	38	29	77	2.5	37	40	0316
V-400	39	44	37	86	2.5	47	39	0317
V-500	40.5	45	39.5	86	2.5	47	39	0318
V-630	47	52	45	92	2.5	48	44	0319

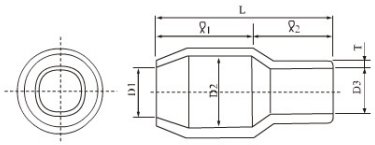

注：L、T可按用户要求生产

音响线用绝缘保护套
THE STEREO SET LINE USES TO INSULATE TO PROTECT THE SET

△VY系列 Series

型号 Item.no.	尺寸Dimension					编号 Serial number
	D1 (mm)	D1 (mm)	L (mm)	L1 (mm)	T ± 0.3 (mm)	
VY90-35-1	9.0	3.5	94	45	1	0601
VY50-30-2	5.0	3.0	94	65	1	0602
VY52-25-2	5.2	2.5	94	62	1	0603
VY54-35-2	5.4	3.5	94	62	1	0604
VY60-25-2	6.0	2.5	102	70	1	0605
VY62-25-2	6.2	2.5	102	70	1	0606
VY70-30-2	7.0	3.0	105	62	1	0607
VY70-35-2	7.0	3.5	105	65	1	0608
VY72-30-2	7.2	3.0	94	62	1	0609
VY80-30-2	8.0	3.0	100	65	1	0610
VY90-34-2	9	3.4	105	65	1	0611
VY92-35-2	8.2	3.5	105	60	1	0612
VY70-25-3	7	2.5	94	65	1	0613
VY72-25-4	7.2	2.5	95	63	1	0614
VY95-30-4	9.5	3.0	140	95	1	0615

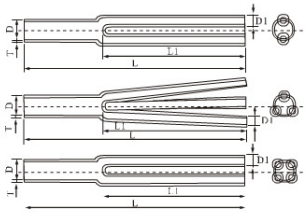

注：L、T可按用户要求生产

ezitown
ELECTRIC SOLUTIONS

配线夹及汽车摩托车护套

GO TOGETHER WITH THE LINE CLIP AND THE AUTOMOBILEMOT IS VEHICLE-USE TO PROTECT THE SET

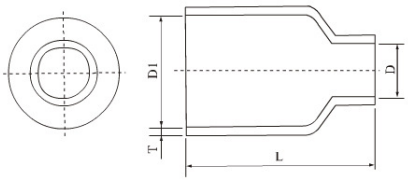

注：L、T可按用户要求而定

△T系列 Series

型 号 Item.no.	尺 寸Dimension			编号 Serial number
	D1 (mm)	D (mm)	L (mm)	
T10-6-38	6	10	38	1001
T15-10-65	10	15	65	1002
T18-4-40	4	18	40	1003
T18-3-28(2)	3	18	28	1004
T17-14-65	14	17	65	1005
T22-12-65	12	22	65	1006
T24-12-68	12	24	6	1007
T25-12-72	12	25	72	1008
T26-10-80	10	26	80	1009
T30-6-60	65	30	60	1010
T30-14-75	14	30	75	1011
T30-9-35	9	30	35	1012
T35-15-77	15	35	77	1013
T35-12-62	12	35	62	1014
T55-20-105	20	35	105	1015
T70-35-105	35	70	105	1016

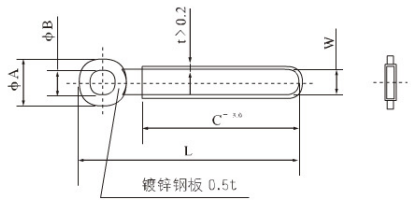

△CL系列 Series

型 号 Item.no.	ΦA	ΦB	C	W	L	编号 Serial number
CL63034	6.0	3.0	24	2.0	34	0801
CL63048	6.0	3.0	40	2.0	48	0802
CL63254	6.0	3.2	46	3.6	54	0803
CL83028	8.0	3.0	18	3.0	28	0804
CL83534	8.0	3.5	24	4.0	34	0805
CL83535	8.0	3.5	25	5.0	35	0806
CL83540	8.0	3.5	30	3.0	40	0807
CL84164	8.0	4.1	53	5.0	64	0808
CL84522	8.0	4.5	12	3.0	22	0809
CL84554	8.0	4.5	42	4.8	54	0810
CL84576	8.0	4.5	65	4.5	76	0811
CL84584	8.0	4.5	72	4.6	84	0812
CL845126	8.0	4.5	112	6.0	126	0813
CL94345	9.0	4.3	35	4.0	45	0814
CL100050	10.0	0	38	4.6	50	0815
CL110065	110.0	0	52	5.0	65	0816

端末绝缘保护套
CARRY THE END INSULATES TO PROTECT THE SET

△CS系列 Series

型 号 Item.no.	尺 寸Dimension			编号 Serial number
	D (mm)	L (mm)	T (mm)	
CS-2	2.0	15±2.0	0.8±0.3	0701
CS-2.5	2.5	〃	〃	0702
CS-3	3.0	〃	〃	0703
CS-3.5	3.5	〃	〃	0704
CS-4	4.0	〃	〃	0705
CS-4.5	4.5	〃	〃	0706
CS-5	5.0	〃	〃	0707
CS-5.5	5.5	〃	〃	0708
CS-6	6.0	〃	〃	0709
CS-6.35	6.35	〃	〃	0710
CS-6.5	6.5	〃	〃	0711
CS-7	7.0	〃	〃	0712
CS-7.5	7.5	〃	〃	0713
CS-8	8.0	〃	1.0±0.3	0714
CS-8.5	8.5	〃	〃	0715
CS-9	9.0	〃	〃	0716
CS-9.5	9.5	〃	〃	0717
CS-10	10.0	20±2.0	〃	0718
CS-10.5	10.5	〃	〃	0719
CS-11	11.0	〃	〃	0720
CS-11.5	11.5	〃	〃	0721
CS-12	12.0	〃	1.2±0.3	0722
CS-12.5	12.5	〃	〃	0723
CS-13	13.0	〃	〃	0724
CS-13.5	13.5	〃	〃	0725
CS-14	14.0	〃	〃	0726
CS-14.5	14.5	〃	〃	0727
CS-15	15.0	20±2.0	1.2±0.5	0728
CS-15.5	15.5	〃	〃	0729
CS-16	16.0	〃	〃	0730
CS-17	17.0	25±2.0	1.5±0.5	0731
CS-18	18.0	〃	〃	0732
CS-19	19.0	〃	〃	0733
CS-20	20.0	〃	〃	0734
CS-21	21.0	〃	〃	0735
CS-22	22.0	〃	〃	0736
CS-23	23.0	〃	〃	0737
CS-24	24.0	〃	〃	0738
CS-25	25.0	〃	〃	0739
CS-26	26.0	30±2.0	〃	0740
CS-27	27.0	〃	〃	0741
CS-28	28.0	〃	〃	0742
CS-30	30.0	〃	〃	0743
CS-32	32.0	〃	〃	0744
CS-34	34.0	40±3.0	〃	0745
CS-36	36.0	〃	〃	0746
CS-38	38.0	〃	2.0±0.5	0747
CS-40	40.0	〃	〃	0748
CS-42	42.0	〃	〃	0749
CS-44	44.0	〃	〃	0750
CS-46	46.0	〃	〃	0751
CS-48	48.0	〃	〃	0752
CS-50	50.0	〃	〃	0753

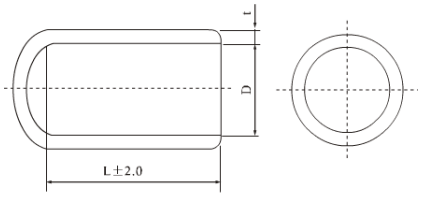

注：L、T可按用户要求生产

ezitown
ELECTRIC SOLUTIONS

压着端子用绝缘保护套
PRESS TO CARRY THE SON TO USE TO INSULATE TO PROTECT THE SET

△DE系列

△DR系列

△DJ系列

△DF系列

配线夹及汽车摩托车护套
GO TOGETHER WITH THE LINE CLIP AND THE AUTOMOBILEMOT IS VEHICLE-USE TO PROTECT THE SET

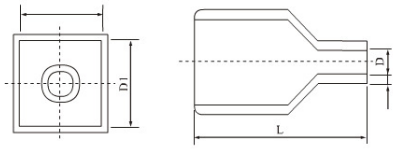

注：L、T可按用户要求生产

△TA系列 Series

型 号 Item.no.	尺 寸Dimension				编号 Serial number
	D (mm)	D1 (mm)	D2 (mm)	L (mm)	
TA16-14-7-62	7	14	16	62	0901
TA23-14-7-60	7	14	23	60	0902
TA22-20-8-60	8	20	22	60	0903
TA23-18-9-60	9	18	23	60	0904
TA20-20-12-60	12	20	20	60	0905
TA27-7-13-70	13	7	27	70	0906
TA30-16-8-75	8	16	30	75	0907
TA27-17-8-92	8	17	27	92	0908
TA46-28-16-116	10	17	55	84	0909
TA55-17-10-74	16	18	46	116	0910

自锁式尼龙扎带
SELF-LOCKING NYLON CABLE TIES

- 材质：采用UL认可之尼龙66料制成，防火等级94V-2，耐酸、耐蚀、绝缘性良好，不易老化、承受力强。
- 操作温度：-35℃ to 85℃。
- 颜色：标准颜色为本色(白色)，另有抗紫外线之黑色，特殊颜色欢迎订做。
- Material: Nylon 66, 94V-2 certificated by UL. Heat-resisting, Acid & erosion control, insulate well and not apt to age.
- Operating temperature: -35℃ to 85℃.
- Color: Natural (or white, standard color), UV black and other colors are available as requested.

编号 ITEM.NO.	L(长)		W(宽) (mm)	捆扎范围 Bundle diameter (mm)	拉力 Min.loop tensile strength	
	INCH	MM			LBS	KGS
JHT-3×60	2 3/8"	60	2.5	2-11	18	8
JHT3×80	3 3/16"	80	2.5	2-16	18	8
JHT3×100	4"	100	2.5	2-22	18	8
JHT3×120	4 3/4"	120	2.5	2-30	18	8
JHT3×150	6"	150	2.5	2-35	18	8
JHT3×200	8"	200	2.5	2-50	18	8
JHT4×150	6"	150	3.5	3-35	40	18
JHT4×200	8"	200	3.5	3-50	40	18
JHT4×250	10"	250	3.5	3-65	40	18
JHT4×300	11 5/8"	300	3.5	3-80	40	18
JHT4×350	14 1/2"	350	3.5	3-102	40	18
JHT5×150	7"	150	4.8	3-42	50	22
JHT5×200	8"	200	4.8	3-50	50	22
JHT5×250	10"	250	4.8	3-65	50	22
JHT5×300	7 8/5"	300	300	3-82	50	22
JHT-5×350	13 3/4"	350	4.8	3-90	50	22
JHT-5×370	14 1/2"	370	4.8	3-102	50	22
JHT-5×380	15"	380	4.8	3-102	50	22
JHT-5×400	15 3/4"	400	4.8	3-105	50	22
JHT-5×430	17"	430	4.8	3-110	50	22
JHT-5×450	17 3/4"	450	4.8	3-130	50	22
JHT-5×500	19 11/16"	500	4.8	3-150	50	22
JHT-8×150	6"	150	7.0	3-33	100	46
JHT-8×180	7"	180	7.0	3-42	100	46
JHT-8×200	8"	200	7.0	3-50	100	46
JHT-8×250	10"	250	7.0	4-62	100	46
JHT-8×270	10 5/8"	270	6.0	4-65	65	30
JHT-8×300	11 5/8"	300	7.0	4-82	100	46
JHT-8×350	13 3/4"	350	7.9	4-90	120	55
JHT-8×370	14 1/4"	370	7.0	4-98	100	46
JHT-8×400	15 3/4"	400	7.9	4-105	120	55
JHT-8×450	17 3/4"	450	7.9	4-118	120	55
JHT-8×500	19 11/16"	500	7.9	4-150	120	55
JHT-8×750	29 9/16"	750	7.5	4-220	120	55
JHT-9×450	17 3/4"	450	9.0	4-118	175	80
JHT-9×550	21 1/16"	550	9.0	8-160	175	80
JHT-9×650	25 9/16"	650	9.0	8-190	175	80
JHT-9×700	27 1/2"	700	9.0	10-205	175	80
JHT-9×760	30"	760	9.0	10-225	175	80
JHT-9×920	36 1/4"	920	9.0	10-265	175	80
JHT-9×1020	40 1/6"	1020	9.0	10-295	175	80
JHT-9×1150	45 1/4"	1150	9.0	10-310	175	80
JHT-9×1350	53"	1350	9.0	10-380	175	80
JHT-10×450	17 3/4"	450	10.0	10-125	200	91
JHT-10×500	19 11/16"	500	10.0	12-150	200	91

ezitown
ELECTRIC SOLUTIONS

尼龙扎线带系列
NYLON CABLE TIES SERIES



△珠孔扎线带 Knot Ties

- 材质：采用UL认可尼龙66料制成，防火等级94V-2。
- 使用办法：先将机版钻孔，然后把扎带插入孔内，再将电线扎紧即可。
- Material: Nylon 66,94V-2 certificated by UL.
- Usage: Insert tie to the hole of table and tighten it.

编号 Item.no.	长L(mm)		宽W (mm)	(最大)捆扎范围 Max.Bundle Dia.(mm)	拉力 Tensile Strength		包装 Packing
	Inch	MM			LBS	KGS	
JH-100KTA	4"	100	-	25	18	8.0	100PCS
JH-120KTA	4.7"	120	-	30			
JH-150KTA	6"	150	-	39	30	14.0	
JH-100KTA	4"	100	-	25	18	8.0	1000PCS
JH-150KTA	6"	150	-	39			
JH-200KTA	8"	200	-	45	30	14.0	



△插销式扎线带 Push Mount Ties

- 材质：采用UL认可尼龙66料制成，防火等级94V-2，耐酸，耐蚀、绝缘性良好、不易老化、承受力特强。
- 使用办法：先将机版钻孔，然后把扎带插入孔内，再将电线扎紧即可。
- Material: Nylon 66,94V-2 certificated by UL. Acid and corrode resisting, insulate, not apt to age.
- Usage: Insert tie to the hole of table and tighten it.

编号 Item.no.	长L(mm)		宽W (mm)	(最大) 捆扎范围 Max. Bundle Dia.(mm)	拉力 Tensile Strength		孔径(Φ) Hole Dia.		机版厚度 Panel Thickness		包装 Packing
	Inch	MM			LBS	KGS	Inch	MM	Inch	MM	
JH-100PT	4"	100	2.5	22	18	8.0	0.189	4.8	0.094	2.4	

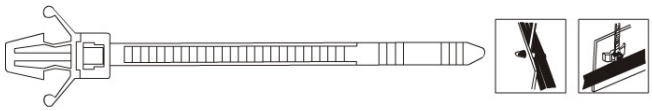

△电源线束线带 Card Band

- 材质：PE
- 用途：捆绑电线作包装用，可重复使用。
- 颜色：黑白
- Material: Polyethylene PE
- Usage: Wrap electrical cords for shipping and packaging. Inexpensive and Releasable.
- Corlor: Clear、Black

编号 Item.no.	长L(mm)		宽W (mm)	(最大)捆扎范围 Max.Bundle Dia.(mm)	拉力 Tensile Strength		包装 Packing
	Inch	MM			LBS	KGS	
JH-100CB	4"	100	-	25	18	8.0	100PCS
JH-120CB	4.7"	120	-	30			
JH-150CB	6"	150	-	39	30	14.0	

尼龙扎线带系列
NYLON CABLE TIES SERIES

△鱼骨束线带 Fish Bone Shape Head Ties

- 材质：PE料制成，颜色为本色与黑色。
- 使用办法：先将电源线穿过A处，使线束带与电源线连为一体，然后将电线卷起，将线束带扣上即可。
- 用途：一般电源线收线用。
- Material: Made of PE material, nature color and black.
- Usage: First the wire passes through A, connect the binding band with wire, then roll the wire, tie binding band.
- Application: Drawing for general wire.

编号 Item.no.	长L(mm)	宽W(mm)	(最大)捆扎范围 Max.Bundle Dia.(mm)	包装 Packing
WL-160	160	9	40	100PCS
LST-200	200	9	50	
SGS-210	210	-	55	

△标牌扎线带 Marker Ties

- 材质：采用UL认可尼龙66料制成，防火等级94V-2，耐酸蚀，不易老化。
- 特点：扎带前端设有空白标牌，可用笔在上面标志记号。
- Material: Nylon 66,94V-2 certificated by UL. Acid-control and not easy to age.
- Usage: No blank tag at the entrance of cable tie, then write down the marker in the tag.



编号 Item.no.	长L(mm)		宽W (mm)	(最大)捆扎范围 Max.Bundle Dia.(mm)	拉力 Tensile Strength		标牌尺寸 MM
	Inch	MM			LBS	KGS	
JH-100MT	4"	100	2.5	22	18	8.0	25×8
JH-200MT	8"	200	4.6	50	50	22.0	4.6×200

△固定锁式尼龙扎带 Saddle Mounteng Ties

- 材质：采用UL合格之NYLON66(本色)，防火等级94V-2，绝缘性佳，不易老化。
- Material: UL approved NYLON 66, 94V-2.



编号 Item.no.	长L(mm)		宽W (mm)	(最大)捆扎范围 Max.Bundle Dia.(mm)	拉力 Tensile Strength	
	Inch	MM			LBS	KGS
JH-165SMT	6 1/2"	165	7.5	33	50	22.0
JH-180SMT	7"	180	7.5	38	50	22.0

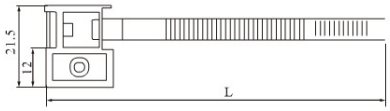

ezitown
ELECTRIC SOLUTIONS

配线器材系列
WIRING ACCESSORIES



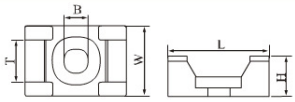

△Saddle Type Tie Mounts

- Material: UL approved Nylon 66 or PE, 94V-2.
- Application: Saddle design provide maximun stablility to wire bundles. To apply, simply fix mount with a screw and secure wire bundles with HONT nylon cable ties..

编号 Item.no.	高H(mm)	长L(mm)	宽W(mm)	带孔T	固定孔B	包装 Packing
JC-1	7	15	10	5	3	100PCS
JC-1S	5.8	12.8	7	4	3.3	
JC-2S	9	23	16	9	5	
JC-2	9	23	16	9	6	
JC-2L	9	23	16	9	6.5	

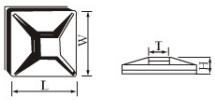

△粘式扎线固定座 Cable Tie Mounts

- Material: UL approved ABS or PE Nylon 66, 94V-2, with imported adhensive sticker. Good insulation, long lasting and uncasy to age.
- How to use: Remove the cover of the adhensive and stick thepiece properly, then put in cable tie tor using.
- Application: Used where hole-drilling is not allowed. easy and time-saving.

编号 Item.no.	长×宽 L×W(mm)	高 H(mm)	带孔 T(mm)	外箱尺寸 (cm)	数量 PCS/CTN	毛重/净重 KG
TM-20	20×20	6.1	5.0	52×35×36	20000	20/18
TM-25	25×25	7.5	6.2	52×35×36	10000	19/17
TM-30	30×30	8.7	6.4	54×33×32	6000	18/16
TM-40	40×40	6.4	10.8	54×33×32	3000	17/15

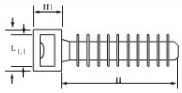

△SG扎带固定座 Cable Tie Holder

Item.no.	H	H1	W	L	L1	Packing
JHC-8	37	6.0	10	12.7	9.7	100PCS
JHC-6	31	6.0	8.0	12.7	9.7	

CABLE TIE HOLDER

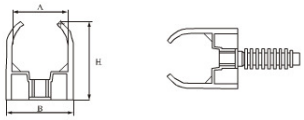

△马鞍型管夹Saddle type clip

*NEW 编号 Item.no.	A	B	H	+CTH-3A
JHP-16	16	22	26	ECP-16
JHP-20	20	26	28	ECP-20
JHP-25	25	30	35	ECP-25

配线器材系列
WIRING ACCESSORIES



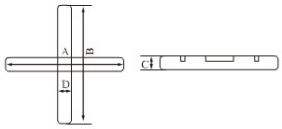

△Plastic Cross/Tice Spacer

- Material: PE.
- Usage: To adjust the aperture of tiles and make it well-located and beautiful.

编号 Item.no.	A(mm)	B(mm)	C(mm)	D(mm)
TS1.5	15	15	2	1.5
TS2	15	15	2	2
TS2.5	17	17	2	2.5
TS3	18	18	2.2	3
TS4	21	21	2.5	4
TS5	22	22	2.8	5
TS6	25	25	3	6
TS8	28	28	4.5	8



△Nylon Close–END Wiring Connector WJ–(ϕ3–ϕ8)

- Material: Siver-coated copper piece covred by UL. Appoved Nylon or PE.
- How to use: Put in the bard wire end into the cap and press wit clipper.
- Application: Wire joining.

编号 Item.no.	标准尺寸 Standard model				
	ϕ1	ϕ2	ϕ3	L_1	L_2
WJ-尼龙ϕ3	3	7.3	9	19.5	6.5
WJ-尼龙ϕ4	3.15	8	9.75	20.4	6.5
WJ-尼龙ϕ5	3.66	8.5	10.5	22.5	7.5
WJ-尼龙ϕ6	4.66	10	12	25.2	7.8
WJ-尼龙ϕ8	5.7	12.5	14.7	26	8.8

CORD BUSHING

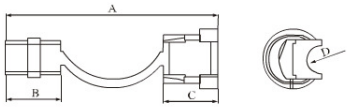

△电源护套 Cord bushing

编号 Item.no.	A	B	C	D	安装孔径 Hole dia.
A3	72.0	18.0	18.0	ϕ12.0	ϕ18.0
A4	42.0	11.5	11.5	ϕ5.0	ϕ13.0
A5	38.0	14.0	14.0	ϕ6.0	ϕ14.0
A6	34.0	10.0	10.0	ϕ4.0	ϕ9.0
A7	30.0	10.0	10.0	ϕ4.0	ϕ11.0
A8	41.0	11.0	11.0	ϕ5.0	ϕ12.0
A9	46.0	12.0	12.0	ϕ5.0	ϕ10.0

ezitown
ELECTRIC SOLUTIONS

钢钉电线卡系列
NAIL CABLE CLIPS

△方型钢钉线卡系列 Square Cable Clips

- Material: PE or PP, Steel nail.
- How to use: Put the cable under the clip and hammer the nail into the wall to secrue the cable.
- Application: Securing of calbes for general indoor wiring.

编号 Item.no.	外高 H(mm)	内径		钢钉 Nail(mm)	包装 Packing
		H1(mm)	R(mm)		
JHR4	5.2	3.8	4	1.7×14	100PCS
JHR5	5.8	4.8	5	1.8×17	
JHR6	6.2	5.5	6	1.8×17	
JHR7	7.0	6.5	7	1.8×17	
JHR8	7.9	7.5	8	1.8×17	
JHR9	8.3	8.5	9	1.7×18	
JHR10	8.3	9.5	10	2.0×20	
JHR12	8.3	11.5	12	2.0×20	
JHR14	8.5	13.2	14	2.0×20	

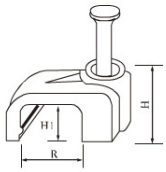

△钩型钢钉线卡系列 Hook Cable Clips

- Material: High impact PE.

编号 Item.no.	高 W(mm)	钢钉 Nail(mm)	包装 Packing
JHR-0507	5-7	2.0×20	100PCS
JHR-0810	8-10	2.0×25	
JHR-1115	11-15	2.0×35	
JHR-1619	16-19	2.5×40	
JHR-1620	15	2.5×40	
JHR-1625	22	2.5×40	

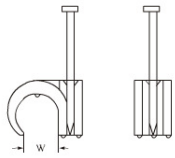

△R型固定夹 Rtape Cable Clamps

- Material: Nylon 66 or PE 94V-2 a gread by UL
- Usage: Put cable in fix by serew.

编号 Item.no.	A(mm)	B(mm)	C(mm)		D(mm)	包装 Packing
			mm	inch		
JH-1/8R	9.5	9.6	3.2	1/8"	19.8	100PCS
JH-3/16R	9.6	9.6	4.8	3/16"	19.8	
JH-1/4R	12.0	10.0	6.35	1/4"	22.0	
JH-5/16R	12.0	10.0	7.9	5/16"	22.0	
JH-3/8R	12.5	12.0	9.5	3/8"	24.0	
JH-1/2R	15.2	12.0	12.7	1/2"	31.0	
JH-5/8R	18.2	12.0	15.8	5/8"	34.3	
JH-3/4R	18.2	12.0	19.4	3/4"	35.0	
JH-1R	22.0	12.0	25.4	1"	43.0	
JH-17/16R	24.0	12.0	27.5	17/16"	50.0	
JH-5/4R	26.2	12.0	31.7	11/4"	46.2	
JH-3/2R	30.0	12.0	36.7	11/2"	50.0	

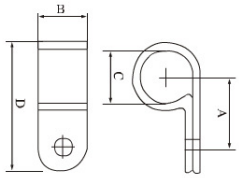

卷式结束保护带(缠绕管)
SPIRAL WRAPPING BANDS

- 材质：采用PE料制成。
- 使用方法：先用保护带固定起点一端，然后按顺时针方向环绕束紧，即可将电线束为一体。
- 用途：作为保护电线不受磨损及绝缘用，并可改进电线弯曲的美观。
- Material: made from PE.
- Usage:fix one end with safety belt first, then circle the wires clockwise to make them tighen.
- Application:a protection wear for electric wires, and make them insulation and look nice.

编号 ITEM.NO.	内径(D) (mm)	外径(D) (mm)	螺距(W) (mm)	捆扎范围 WRAPPING RANGE (mm)	包装 PACKING
SWB-06	4	6	7.0	4-50	10M/ROLL
SWB-08	6	8	10.8	6-60	
SWB-10	7.5	10	11.4	7.5-60	
SWB-12	9	12	13.9	9-65	
SWB-15	12	15	15.0	12-75	
SWB-19	15	19	18.2	15-100	
SWB-24	20	24	19.6	20-130	

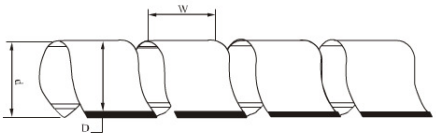

圆型号码管
CABLE MARKERS

- 材质：采用优质PVC制，通防止油性及其他物质侵蚀，耐温至85℃
- 构造：号码管内部成凹型，具有弹性。内径能随着电线大小而伸缩。
- Material: made from PVC, oil and erosion control, heat resisting up to 85℃.
- Struction: the inside is hollow, but elastic, The diameter can change with the needed wire.

编号 ITEM.NO.	适用电线APPROX WIRE		号码 MARKERS	包装 PACKING
	SQ(平方)非剩余	mm		
EC-0	0.75~1.5	2.0~3.2	0~9 A~Z +-/\	1000PCS/ROLL
EC-1	0.75~3.5	3.0~4.2		1000PCS/ROLL
EC-2	3.5~8.0	3.6~7.4		500PCS/ROLL
EC-3	5.2~10.0	5.2~10.0		250PCS/ROLL

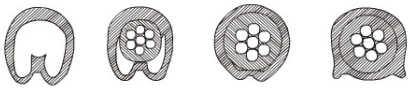

扁型号码管
FLAT CABLE MARKERS

- 材质：采用优质PVC制，通防止油性及其他物质侵蚀。
- 构造：适用于线径3.5MM到7.0MM之圆线或扁线用。
- Material: made from PVC, oil and erosion control.
- Feature: used for circle of flat wire size from 3.5mm-7.0mm.

编号 ITEM.NO.	适用电线APPROX WIRE		号码 MARKERS	包装 PACKING
	SQ(平方)	mm		
EC-J	2~8	0.5~7.0	0~9 A~Z +-/\	500PCS/ROLL



ezitown
ELECTRIC SOLUTIONS

配线器材系列
WIRING ACCESSORIES

扎线
PRCENLACE WIRE

△说明 Product Description

- 材质：采用优质镀锌铁丝制成，耐温至85-105℃。
- 应用：广泛用于电线及电源线塑料袋口捆扎，PVC料制成或PA优质材料。
- Material: it is made of high quality galvanized iron wire, temperature withstand up to 85-105℃.
- Application: the products are widely applied to wire and power line bundling as well as bag mouth tying, are made of PVC material or high quality PA material.

名称 Name	规格 Size	重量/卷(斤) Weight/Hank(jin)	长度(米) Length(m)
EW	Φ0.55	1	100
	Φ0.75	0.9	100
	Φ0.45	0.9	150
	Φ0.9	0.3	100

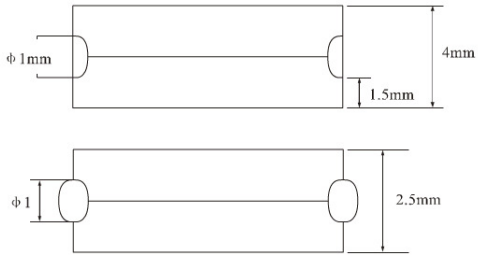

膨胀管
EXPAND NAILS

- 材质：采用PE（白色、灰色）料注塑成型，弹性大，耐冲击，绝不破裂。
- 特点：在墙壁钻孔后，直接将管子钉上即可。
- Material:PE(white, grey), elasticity and shock resisting.
- Feature:Bore holes in the wall and nail the pipe.

单位: (mm)L: 长 D: 外径 d: 内径

名称NAME	膨胀管EXPAND NAILS		
	长L(mm)	外径L(mm)	内径L(mm)
QLEM-05	25	5	3.5
QLEM-06	30	5.9	4.9
QLEM-08	40	7.9	5.3
QLEM-09	42	9	5.5
QLEM-10	43	9.9	5.8

尼龙电缆固定头
NYLON CABLE GLANDS

- 材质：UL尼龙6/6，防火等级94V-2，夹紧圈为耐由橡胶材质。
- 特点：1.夹紧圈经特殊设计，拉力强，对电机不造成损伤。
  2.不须将固定头解体，电缆可直接穿入上紧即可，省时方便。
- 用途：一般机械控制箱、配电盘、机器、电器等电缆固定用。

- Material: made from UL Nylon 66, 94V-2 and tight ring from rubber.
- Featrue: 1.Special desighation, good strengthsile and none damage to electrical machine.
  2.not need to dismetgrate the fix terminal, cable can be inserted through directly then tighten easy and save time.
- Application: used for machinery control box, distribution plate, machine and electrical, etc.

编号 ITEM.NO.	D1	D2	L1	L2	L3	B1	范围 Cable range
PG-07	10.9	8.1	10.4	14.5	10.5	6.4	3.5-6
PG-09	15.3	12.2	9.9	15.8	17.2	8.6	4-8
PG-11	17.9	14.6	10.6	15.5	17.5	10.7	5-10
PG-13.5	20.2	16.2	10.3	17.8	17.9	13.3	6-12
PG-16	21.3	18.3	11.2	18.5	20.5	14.3	10-14
PG-19	24.7	20.5	11.4	18.6	21.8	15.5	12-15
PG-21	26.9	21.8	11.6	18.7	23.1	16.7	13-18
PG-24	29.8	25.0	12.1	28.3	24.1	19.2	15-22
PG-29	35.1	29.8	12.4	22.6	24.8	24.8	18-25
PG-36	44.7	37.1	12.6	25.1	26.10	30.7	22-32
PG-42	50.4	43.3	17.3	25.9	30.5	35.6	30-38
PG-48	56.1	48.2	20.9	28.1	31.5	41.4	34-44
PG-63	71	63.5	27.5	31.5	43.5	55	42-54

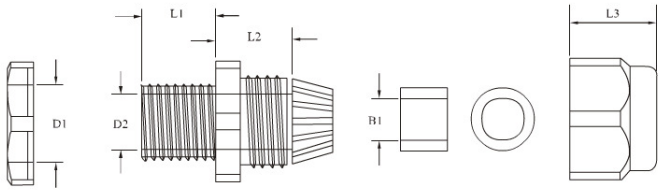

A 螺帽 Loch nut
C 本体 Boby
E 夹紧爪 Claw
D 夹紧圈 Seal
F 追紧头 Sealing nut

ezitown
ELECTRIC SOLUTIONS

尼龙固定头
NYLON CABLE GLANDS(metric)

- 螺牙规格：公制牙(METRIC)
- 颜色种类：黑色及灰色
- 工作温度：-40℃至100℃或瞬间可耐熟至120℃。
- 安装方式：直接安装于相同牙规之机板上，由另一端将电缆穿入固定头通孔内，再将迫紧螺帽上紧即可，免拆零件省时便利。
- 产品特性：特殊夹紧爪与夹紧圈之设计，夹紧电缆范围大，抗拉力特强并具保护电缆作用，可防水、盐、耐弱酸、酒精、油油脂及一般溶剂。
- Threaded entry: Metric
- Color: black and grey
- Working temperature: -40℃~100℃, the item can also endure 120℃ instantly
- Protection: IP68
- Standard: IEC698

编号 ITEM.NO.	Threaded entry metric (mm)	Cable range ϕ (mm)	D1	Panel mounting hole (mm)	L1	L3	A (mm)
M-12	M12×1.25	7.6-4.6	12	12.5	8.5	19	18
M-16	M16×1.5	10-6	16	16.5	15	22	22
M-20	M20×1.5	14-9	20	20.5	15	27	27
M-25	M25×1.5	18-13	25	25.5	15	33	33
M-32	M32×1.5	25-18	32	33	15	41	41
M-40	M40×1.5	30-24	40	41	20	50	50
M-50	M50×1.5	39-30	50	51	22	62	61
M-63	M63×1.5	48.5-40	63	64	25	75	75

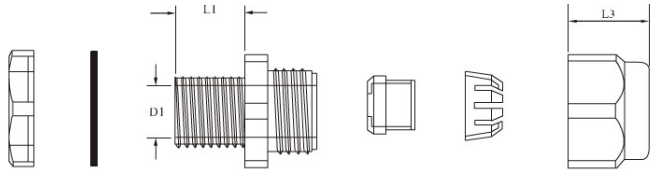

A 螺帽 Loch nut
B 垫圈 Washer
C 本体 Boby
D 夹紧圈 Seal
E 夹紧爪 Claw
F 迫紧头 Sealing nut

PG系列电缆接头
NYLON CABLE GLANDS(copper)

规格 Size	适用电缆 Cable Range	螺纹外径 Thread O.D.	螺纹长度 Thread Length	扳手径 Spanner Size	包装 Std.Pkg.Purchase
PG7	3~6.5	12.5	5	14	10
PG9	4~8	15.2	6	17	10
PG11	5~10	18.6	6	20	10
PG13.5	6~12	20.4	6.5	22	10
PG16	10~14	22.5	6.5	24	10
PG21	13~18	28.3	7	30	10
PG29	18~25	37	8	40	8
PG36	22~32	47	8	50	-
PG42	32~38	54	9	57	-
PG48	37~44	59.3	10	64	-

M系列电缆接头
NYLON CABLE GLANDS(copper)

规格 Size	适用电缆 Cable Range	螺纹外径 Thread O.D.	螺纹长度 Thread Length	扳手径 Spanner Size	包装 Std.Pkg.Purchase
M12	3~6.5	12	5	14	10
M16	4~8	16	6	20	10
M20	5~10	20	6	24	10
M25	6~12	25	7	30	10
M32	18~25	32	8	40	8
M40	22~32	40	8	50	-
M50	32~38	50	9	57	-
M63	37~44	63	10	68	-

塑料电缆旋紧件 – 国际标准PG/M型
PLAXSTIC CABLE PACK–INTERNATIONAL STANDARD PG/M

AG PG	⌀ mm	GL mm	H mm	d mm	W mm
7	3-6.5	8	60	7.5	16/17
7	2-5	8	60	7.5	16/17
9	4-8	8	65	9	19/20
9	2-6	8	65	9	19/20
11	5-10	8	78	10.5	22
11	3-7	8	78	10.5	22
13.5	6-12	9	90	13	24
13.5	5-9	9	90	13	24
16	10-14	10	100	15.5	27
16	7-12	10	100	15.5	27
21	13-18	11	114	20	33/34
21	9-16	11	114	20	33/34

堵塞件PG/M型
BLOCK PACK PG/M

AG	GL mm	H mm	D mm
PG7	8.5	12.5	15
PG9	8.5	13	19
PG11	9	13	22
PG13.5	9	13	25
PG16	10.5	15	27
PG21	8.5	13.5	33
PG29	11.5	16	44
PG36	13.5	18	55
PG42	13.5	18.5	62
PG48	14.5	19.5	68

ezitown
ELECTRIC SOLUTIONS

LNE-WS塑料波纹管
PLASTIC CORRUGATED PIPE



△说明 Product Description

- Colour: WS-PE Type Black Grey
- Materal: PA、PE、PP
- Characterstic: Flexibility is high, andle to bear rubing, able to bear suspending schooling to corrodes, fire-retardanting
- Temperature range: -20℃ ~+100℃
- Range of application: Instrument、switch board、device fabrication、project are installed、automobile line bunch

名称	软管规格	内径×外径(mm)	包装单位(米)
PE软管	AD10.0	6.5×10.0	100
	AD13.0	10.0×13.0	100
	AD15.8	12.0×15.8	100
	AD18.5	14.3×18.5	100
	AD21.2	17.0×21.2	100
	AD25.0	20.0×25.0	50
	AD28.5	23.0×28.5	50
	AD34.5	29.0×34.5	50
	AD42.5	36.0×42.5	50
	AD54.5	48.0×54.5	25
Pp软管 (阻燃)	AD10.0	6.5×10.0	100
	AD13.0	10.0×13.0	100
	AD15.8	12.0×15.8	100
	AD18.5	14.3×18.5	100
	AD21.2	17.0×21.2	100
	AD25.0	20.0×25.0	50
	AD28.5	23.0×28.5	50
	AD34.5	29.0×34.5	50
	AD42.5	36.0×42.5	50
	AD54.5	48.0×54.5	25
Pa软管 (尼龙阻燃)	AD10.0	6.5×10.0	100
	AD13.0	10.0×13.0	100
	AD15.8	12.0×15.8	100
	AD18.5	14.3×18.5	100
	AD21.2	17.0×21.2	100
	AD25.0	20.0×25.0	50
	AD28.5	23.0×28.5	50
	AD34.5	29.0×34.5	50
	AD42.5	36.0×42.5	50
	AD54.5	48.0×54.5	25

RQG1 Quick Screw Conncetor
RQG1-M Metric Thread

RQW1 Elbow Conncetor
RQW1-M Elbow Conncetor

RQS Tubing Clamp

WQS Tubing Clamp Without Cover

热收缩套管
HEAT SHRINKABLE TUBINGS

△热收缩套管 Heat shrinkable tubings

- 功能：1、电线之保护与绝缘。 2、端子与电线接头之绝缘与瓮中保护。
  3、分色作用。 4、防水。 5、电阻电容器之保护与绝缘。
- Function: 1、wire coat and insulation.
  2、make the joint of terminal block and wire insulated.
  3、divide the colors.
  4、water-proof.
  5、protection and insulation of insistors and eoectrical capacitors.
- Standard color:black,white,red,blue,yellow,green,brown,grey,orange and purple.

编号 Item.no.	收缩前As supplied		收缩后Aftcr shrinkang		包装 Packing (M/roll)
	内径I.D (mm)	厚度 Thickness	内径I.D (mm)	厚度 Thickness	
DRS-1	1.0	0.2±0.05	0.5	0.4±0.05	400
DRS-1.5	1.5	0.2±0.05	0.75	0.4±0.05	300
DRS-2	2.0	0.2±50.05	1.0	0.45±0.1	200
DRS-2.5	2.5	0.2±50.05	1.25	0.45±0.1	
DRS-3	3.0	0.2±50.05	1.5	0.45±0.1	
DRS-3.5	3.5	0.2±50.05	1.75	0.45±0.1	100
DRS-4	4.0	0.2±50.05	2.0	0.45±0.1	
DRS-5	5.0	0.35±0.05	2.5	0.55±0.1	
DRS-6	6.0	0.35±0.05	3.0	0.55±0.1	
DRS-7	7.0	0.35±0.05	3.5	0.55±0.1	
DRS-8	8.0	0.35±0.05	4.0	0.55±0.1	
DRS-9	9.0	0.35±0.05	4.5	0.55±0.1	
DRS-10	10.0	0.35±0.05	5.0	0.60±0.1	
DRS-11	11.0	0.35±0.05	5.5	0.60±0.1	
DRS-12	12.0	0.35±0.1	6.0	0.70±0.1	
DRS-13	13.0	0.35±0.1	6.5	0.70±0.1	
DRS-14	14.0	0.35±0.1	7.0	0.70±0.1	
DRS-15	15.0	0.35±0.1	7.5	0.70±0.1	
DRS-16	16.0	0.35±0.1	8.0	0.70±0.1	
DRS-18	18.0	0.4±0.1	9.0	0.80±0.1	50
DRS-20	20.0	0.5±0.1	10.0	0.90±0.1	
DRS-22	22.0	0.5±0.1	11.0	0.90±0.1	
DRS-25	25.0	0.5±0.1	12.5	0.90±0.1	
DRS-28	28.0	0.5±0.1	14.0	0.90±0.1	25
DRS-30	30.0	0.5±0.1	15.0	1.00±0.2	
DRS-35	35.0	0.5±0.1	17.5	1.00±0.2	
DRS-40	40.0	0.5±0.1	20.0	1.00±0.2	
DRS-50	50.0	0.5±0.1	25.0	1.00±0.2	
DRS-60	60.0	0.6±0.1	30.0	1.20±0.2	
DRS-70	70.0	0.6±0.1	35.0	1.20±0.2	
DRS-80	80.0	0.6±0.1	40.0	1.20±0.2	
DRS-90	90.0	0.6±0.1	45.0	1.30±0.2	
DRS-100	100.0	0.7±0.1	50.0	1.30±0.2	
DRS-120	120	0.7±0.1	60.0	1.30±0.2	
DRS-150	150	0.8±0.1	75.0	1.60±0.2	

ezitown
ELECTRIC SOLUTIONS

PVC 热收缩套管
PVC HEAT SHRINKING SLEEVE

△PVC 热收缩套管 Heat shrinking sleeve

- Material: Rigid shrinkable PVC.
- Used for color distinction and insulation of busbar in controll panel.
- To be shrinked by blower or hot water.
- Maximum service temp:85℃.

编号 Item.no.	Lay flat Dimension	Convert to Diaϕ	Shrinkable Range	颜色 Color	包装 Packing
HS-2.8	2.8	1.8	2.8~1.5	Red White Blue Black (Yellow Green Upon Request)	100M/Roll
HS-3	3.0	1.9	3.0~1.6		
HS-4	4.0	2.5	4.0~2.2		
HS-5	5.0	3.2	5.0~2.8		
HS-6.5	6.5	4.1	6.5~3.6		
HS-8.5	8.5	5.2	8.5~4.5		
HS-12	12	7.6	12~6.5		
HS-15	15	10	15~5.8		
HS-20	20	13	20~11		
HS-30	30	19	30~16		
HS-40	40	25	40~22		
HS-50	50	32	50~28		
HS-60	60	38	60~33		
HS-70	70	44	70~37		
HS-80	80	50	80~42		
HS-100	100	63	100~65		
HS-120	120	76	120~65		
HS-150	150	95	150~90		

*NEW 编号 Item.no.	规格 Size(mm)	颜色 Color	数量 Q'ty	长度 L(mm)
HST-100C	DRS-1.5	黑	30	10mm/PCS
	DRS-2.5	黄	30	
	DRS-4.0	红	20	
	DRS-6.0	绿	10	
	DRS-1.0	兰	6	
	DRS-13.0	白	4	
HST-100B	DRS-1.5	黑	30	
	DRS-2.5	黑	30	
	DRS-4.0	黑	20	
	DRS-6.0	黑	10	
	DRS-1.0	黑	6	
	DRS-13.0	黑	4	

△PVC绝缘胶带 Insulating tape

0.13mm×19mm×6yds	0.15×15×10mm
0.13mm×19mm×8yds	0.15×15×20mm
0.13mm×19mm×10yds	0.15×15×25mm
0.13mm×19mm×20yds	0.15×15×20mm
0.13mm×19mm×10mm	0.15×15×10mm
0.13mm×19mm×20mm	0.15×15×25mm

绝缘配线槽
WIRING DUCT

△绝缘配线槽 Wiring duct(slotted)

- 材质：南亚硬 质PVC(灰色)，绝缘性良好，不自燃，耐温至85°C。
- 构造：由槽 底及槽盖两部分组成，底槽两侧设出线孔。
- Material: made from PVC(grey),good insulation and heat-resistingup to 85°C.
- Struction:made up of duct bottom and lid,with two out-holes designd at the bottom.

编号 Item.no.	高×宽 H×W	电线容量 Contained wire(1.5^2)	长度 Length
PXC-2015	20×15	5-10PCS	
PXC-2020	20×20	10-15PCS	
PXC-2025	20×25	10-20PCS	
PXC-2525	25×25	10-25PCS	
PXC-2545	25×45	25-40PCS	
PXC-3015	30×15	5-15PCS	
PXC-3020	30×20	10-20PCS	
PXC-3025	30×25	15-25PCS	
PXC-3030	30×30	20-30PCS	
PXC-3035	30×35	30-45PCS	
PXC-3040	30×40	35-50PCS	
PXC-3050	30×50	45-60PCS	
PXC-3525	35×25	25-35PCS	
PXC-3535	35×35	40-55PCS	
PXC-4025	40×25	20-40PCS	
PXC-4030	40×30	35-50PCS	
PXC-4035	40×35	40-50PCS	
PXC-4040	40×40	45-55PCS	
PXC-4060	40×60	60-80PCS	
PXC-4525	45×25	25-40PCS	
PXC-4535	45×35	40-55PCS	
PXC-4545	45×35	60-70PCS	
PXC-4565	45×65	90-100PCS	
PXC-5015	50×15	25-35PCS	2M
PXC-5025	50×25	25-45PCS	
PXC-5030	50×30	30-55PCS	
PXC-5035	50×35	50-60PCS	
PXC-5040	50×40	60-70PCS	
PXC-5045	50×45	70-85PCS	
PXC-5050	50×50	90-100PCS	
PXC-5055	50×55	100-110PCS	
PXC-5060	50×60	95-105PCS	
PXC-5080	50×80	180-200PCS	
PXC-50100	50×80	220-250PCS	
PXC-6040	60×40	90-100PCS	
PXC-6060	60×60	140-160PCS	
PXC-6525	65×25	100-110PCS	
PXC-6545	65×45	180-200PCS	
PXC-6565	65×65	140-160PCS	
PXC-8035	80×35	160-180PCS	
PXC-8045	80×45	180-200PCS	
PXC-8050	80×50	200-220PCS	
PXC-8055	80×55	240-290PCS	
PXC-8080	80×80	280-350PCS	
PXC-80100	80×100	300-400PCS	
PXC-100100	100×100	300-400PCS	



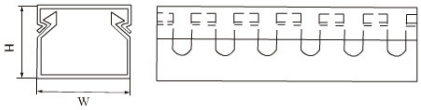

ezitown
ELECTRIC SOLUTIONS

装潢配线槽
WIRING DUCT



△装潢配线槽 Wiring duct(sold)

- Material: made from PVC(WHITE),good insulation and heatresistingup to 85°C.
- Struction:made up of duct bottom and lid.
- Application:used in stage,electric,air conditioning or indoors.
- Feature:solid design,especially for anti-dust and mouse.

编号 Item.no.	高×宽 H×W	电线容量 Contained wire(1.5²)	长度 Length
PZC-1015	10×15	3-5PCS	2M
PZC-1020	10×20	3-6PCS	
PZC-1025	10×25	5-10PCS	
PZC-1525	15×25	5-10PCS	
PZC-2030	20×30	10-20PCS	
PZC-2035	20×35	15-15PCS	
PZC-2540	25×40	20-40PCS	
PZC-3050	30×50	30-50PCS	
PZC-3060	30×60	55-65PCS	
PZC-5080	50×80	180-200PCS	
PZC-50100	50×100	220-250PCS	
PZC-80100	80×100	260-350PCS	
PZC-100100	100×100	300-400PCS	

△日式电话配线槽 Telephone wiring duct (self-adhesive)

- Material: made from PVC(WHITE),good insulation and heatresistingup to 85°C.
- Feature:spacious designed,and the strong adhesive tape in the duct button.

编号 Item.no.	宽 W1(mm)	宽 W2(mm)	高 H(mm)	长度 Length
JTD-1	10.40	7.30	8.0	每支1M (背附双面胶)
JTD-2	14.50	11.80	8.0	
JTD-3	17.50	15.60	11.0	
JTD-4	23.50	19.50	12.0	



△弧形配线槽 Round type wiring duct

- Material: High impact,rigid,self-extinguishing P.V.C
- Service temperature:85oC
- Backed with high quality double sided tape for permanent stick.Good for floor
- witing to facilitate trolley pass and to avoid trip.

编号 Item.no.	宽 W1(mm)	宽 W2(mm)	长度 Length	颜色 Color
RTD-1	20.0	6.0	1M	White Grey Breen
RTD-2	30.0	8.0		
RTD-3	40.0	10.0		
RTD-4	50.0	11.0		
RTD-5	60.0	13.0		
RTD-6	70.0	18.0		

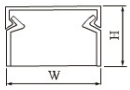

装潢配线槽
Wiring duct(sold)

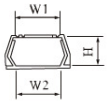

日式电话配线槽
Telephone wiring duct

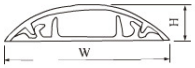

弧形配线槽
Round type wiring duct

汇流排系列
BUSBAR SERIES

汇流排是我公司根据市场需求推出的新产品，它突破了延续多年的小型断路器进线的接线方式，增加了接触面积，减少了功耗，降低了温升，由于汇流排卧于绝缘槽中，人体接触不到带电体，因些该产品具有使用安全、可靠、省时、简便及价格低廉等特点。该产品采用纯铜制造，导电性能好、接触电阻低、规格齐全、深受用户欢迎。

产品各项性能技术指标通过有关部门检测，符合国家标准。

The serial Busbar is new product launched by our company according to the market requirement, which break through the connection ways of small circuit breaker for years extend the interface and reduce the power loss and temperature increasing. Because it lays inside the insulation slot and can't be touched by people, it is the character of safe reliable timesaving convenience and inexpensiveness and etc. It is very popular with customers for good electric conduction low contacting resistance and full qualification, which mad for copper.

Its performance and technology have already passed the test of relative department, which full meet the standard of the nation.

△结构尺寸图 Structure size drawing

DPN 1P

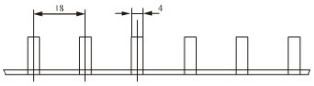

DPN 2P

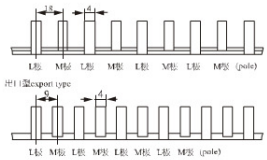

DPN 3P

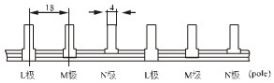

DPN 4P

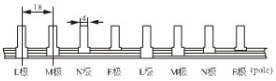

C45 1P

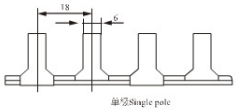

C45 2P

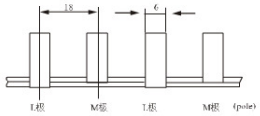

C45 3P

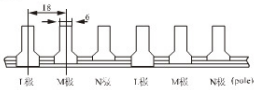

C45 4P

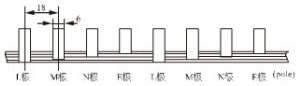

U TYPE 1P

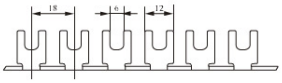

U TYPE 2P

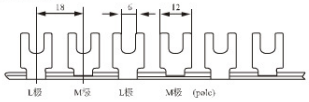

U TYPE 3P

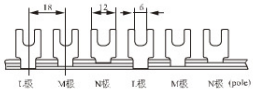

U TYPE 4P

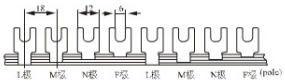

铜厚度(mm)	2.0	1.5	1.2	1.0
相对电流(A)	≤100	≤63	≤40	≤32

DPN 1P


DPN 2P


DPN 3P

DPN 4P

C45 1P

C45 2P


C45 3P

C45 4P

U TYPE 1P


U TYPE 2P

U TYPE 3P

U TYPE 4P

ezitown
ELECTRIC SOLUTIONS

新一代WFK系列机柜风扇及过滤器
THE NEW GENERATION OF WFK SERIES CABINET FAN AND FILTER



△功能Function

大功率的轴流风扇可选择“吹”或“抽”的方式安装，通风叶栅的防雨功能既能防止机械性的损伤，又能防止潮湿的进入，加上密封框的作用，防护类别按EN60 529/10.91可达到IP54级。

一个护喷水的罩可使防护类别达到IP55级。用叶栅上的槽型握手可简易的更换过滤垫。

High power axial fan can be mounted with mode of "Blow" or "Suction", the functions of ventilation and waterproof not only prevent it from mechanical damage, but also keep it away from dampness, in addition, it has sealing frame, and its protection level can reach IP54 according to EN60 529/10.91.

A cover used to protect against the water spray can let the protection level reach IP55. Making use of the tank-type handle on the blade cascade can change the filter pad easily.

△设计Design

过滤风扇与众不同，美观、功能好、安全，通过它的独特的设计使其能最佳的适应当今市场的要求：超扁、快速安装和高功率。

The unique filter fan has advantages of elegance, excellent functions, safety and so on, its unique design enables it to adapt to the current market demand: super flat, quick setting and high power.

△内部Inside

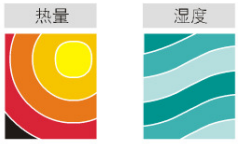

△Model: FK3321.200

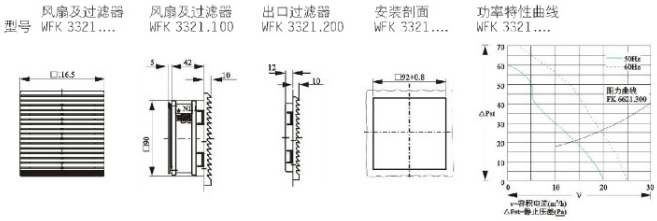

Model: FK3321.200

风扇及过滤器 Model:WFK Fan and filter	3321.100	3321.115	3321.024
额定工作电压 伏/赫 Rated working voltage V/Hz	230/50/60	115/50/60	24(DC)
空气流量，自由吹风 Airflow, free air	20/25m³/h		
空气流量 配出口过滤器 包括标准过滤垫 Airflow, equipped with exit filter Include standard filter pad	1×FK6621.300:15/18m³/h		
轴流风扇 Axial fan	自起动屏蔽磁极电动机 Self-starting shaded pole motor		直流电动机 DC motor
额定电流 Rated current	0.08A	0.16A	0.18A
功率 Power	16W/14W	16W/14W	4.3W
噪声水平 Noise level	41/46dB(A)		
温度范围 Temperature range	-10℃ ~ +55℃		
出口过滤器 Model:WFK Exit filter	6621.300		

※需要特殊电压的可来函询问/本公司 Please contact us if need special voltage.

新一代WFK系列机柜风扇及过滤器
THE NEW GENERATION OF WFK SERIES CABINET FAN AND FILTER

△Model:FK3322.200

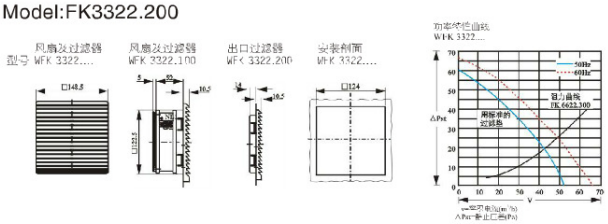

风扇及过滤器 Model:WFK Fan and filter	3322.100	3322.115	3322.024
额定工作电压 伏/赫 Rated working voltage V/Hz	230/50/60	115/50/60	24(DC)
空气流量，自由吹风 Airflow, free air	55/66m³/h		
空气流量配出口过滤器 包括标准过滤垫 Airflow, equipped with exit filter Include standard filter pad	1×FK6622.300:43/50m³/h 2×FK6622.300:48/55m³/h 1×FK6623.300:48/55m³/h		
轴流风扇 Axial fan	自起动屏蔽磁极电动机 Self-starting shaded pole motor		直流电动机 DC motor
额定电流 Rated current	0.12A 0.11A	0.24A 0.23A	0.15A
功率 Power	19W/18W	19W/18W	3.5W
噪声水平 Noise level	46/49dB(A)		
温度范围 Temperature range	-10℃~+55℃		
出口过滤器 Model:WFK Exit filter	3322.200		

※需要特殊电压的可来函询问/本公司 Please contact us if need special voltage.

Model: FK3322.200



△Model:FK3323.200

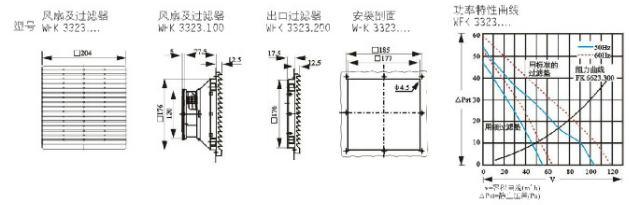

风扇及过滤器 Model:WFK Fan and filter	3323.100	3323.115	3323.024
额定工作电压 伏/赫 Rated working voltage V/Hz	230/50/60	115/50/60	24(DC)
空气流量，自由吹风 Airflow, free air	105/120m³/h		
空气流量配出口过滤器 包括标准过滤垫 Airflow, equipped with exit filter Include standard filter pad	1×FK6623.300:71/82m³/h 2×FK6623.300:85/98m³/h 1×FK6625.300:78/90m³/h		
轴流风扇 Axial fan	自起动屏蔽磁极电动机 Self-starting shaded pole motor		直流电动机 DC motor
额定电流 Rated current	0.12A 0.11A	0.24A 0.23A	0.15A
功率 Power	19W/18W	19W/18W	3.5W
噪声水平 Noise level	46/49dB(A)		
温度范围 Temperature range	-10℃~+55℃		
出口过滤器 Model:WFK Exit filter	3323.300		

※需要特殊电压的可来函询问/本公司 Please contact us if need special voltage.

Model: FK3323.200

ezitown
ELECTRIC SOLUTIONS

新一代WFK系列机柜风扇及过滤器
THE NEW GENERATION OF WFK SERIES CABINET FAN AND FILTER

Model:FK3325.200



△Model:FK3325.200

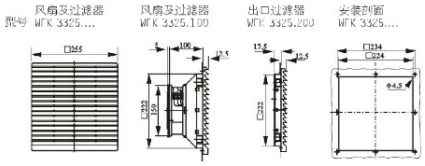

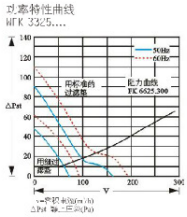

风扇及过滤器 Model:WFK Fan and filter	3325.100	3325.115	3325.024
额定工作电压 伏/赫 Rated working voltage V/Hz	230/50/60	115/50/60	24(DC)
空气流量，自由吹风 Airflow, free air	230/265m³/h		
空气流量 配出口过滤器 包括标准过滤垫 Airflow, equipped with exit filter Include standard filter pad	1×FK6625.300:170/205m³/h 2×FK6625.300:200/230m³/h 1×FK6626.300:190/215m³/h		
轴流风扇 Axial fan	自起动屏蔽磁极电动机 Self-starting shaded pole motor		直流电动机 DC motor
额定电流 Rated current	0.28A 0.24A	0.53A 0.49A	0.58A
功率 Power	41W/38W	41W/38W	14W
噪声水平 Noise level	54/56dB(A)		
温度范围 Temperature range	-10℃~+55℃		
出口过滤器 Model:WFK Exit filter	3325.300		

※需要特殊电压的可来函询问/本公司 Please contact us if need special voltage.

Model:FK3326.300



△Model:FK3326.300

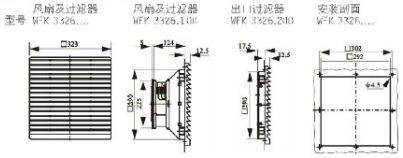

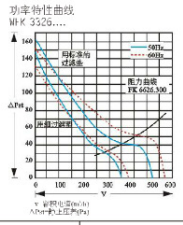

风扇及过滤器 Model:WFK Fan and filter	3326.100	3326.115	
额定工作电压 伏/赫 Rated working voltage V/Hz	230/50/60	115/50/60	
空气流量，自由吹风 Airflow, free air	500/560m³/h		
空气流量 配出口过滤器 包括标准过滤垫 Airflow, equipped with exit filter Include standard filter pad	1×FK6626.300:360/390m³/h 2×FK6626.300:440/495m³/h		
轴流风扇 Axial fan	电容电动 Capacitor electromotion		
额定电流 Rated current	0.29A 0.35A	0.58A 0.70A	
功率 Power	64W/80W	64W/80W	
噪声水平 Noise level	59/61dB(A)		
温度范围 Temperature range	-10℃~+55℃		
出口过滤器 Model:WFK Exit filter	3326.300		

※需要特殊电压的可来函询问/本公司 Please contact us if need special voltage.

壳体系列
PLASTIC BOX SERIES

HK Series: HK 2-5ways(IP55)
HK 8ways(IP55)
HK 12ways(IP55)
HK 18ways(IP55)

HT Series: HT 2-5ways(IP65)
HT 8ways(IP65)
HT 12ways(IP65)
HT 15ways(IP65)
HT 18ways(IP65)
HT 24ways(IP65)

HA Series: HA 2-4ways(IP65)
HA 8ways(IP65)
HA 12ways(IP65)
HA 18ways(IP65)
HA 24ways(IP65)
HA 54ways(IP65)

HG Series: HG 2ways
HG 4ways
HG 6ways
HG 8ways
HG 24ways
HG 36ways

SM Series: SM 1way
SM 2ways
SM 4ways
SM 6ways
SM 8ways

TSM明、暗装 Series: TSM 2ways
TSM 4ways
TSM 6ways
TSM 8ways
TSM 10ways
TSM 12ways
TSM 15ways
TSM 18ways
TSM 24ways
TSM 36ways
TSM 45ways



LGD Series: LGD 3ways
LGD 6ways
LGD 8ways
LGD 12ways
LGD 18ways
LGD 24ways

HPK Series: HPK 5ways
HPK 7ways
HPK 10ways
HPK 12ways
HPK 15ways
HPK 18ways
HPK 24ways

ABC Series: ABC 500
ABC 700
ABC 900
ABC 1019
ABC 1024

接线盒 Series: 50×30 50×50 80×50
80×80×50 85×85×50
100×100×70 150×110×70
150×150×70 200×155×80
200×100×70 200×200×80
255×200×80 300×250×120
400×350×120

ezitown
ELECTRIC SOLUTIONS

NEW

绝缘穿刺夹系列
INSULATION PUNTURE SERIES CLAMPS

JHL1-041A	说明Note
主线 Mainling(mm^2)	6-35
支线 Extension(mm^2)	1.5-10
最大电流Current Maximum(A)	86
螺栓/数量/H Bolt/volume/H(mm)	M8×1(13)
力矩螺母 Nut Torque(Nm)	1309
绝缘材料Insulation material	>PA66
阻燃等级 Flame retardant grade	UL94-V0

JHL1-051A	说明Note
主线 Mainling(mm^2)	16-95
支线 Extension(mm^2)	1.5-10
最大电流Current Maximum(A)	86
螺栓/数量/H Bolt/volume/H(mm)	M8×1(13)
力矩螺母 Nut Torque(Nm)	1309
绝缘材料Insulation material	>PA66
阻燃等级 Flame retardant grade	UL94-V0

JHL1-101A	说明Note
主线 Mainling(mm^2)	6-54
支线 Extension(mm^2)	(2.5)6-35
最大电流Current Maximum(A)	200
螺栓/数量/H Bolt/volume/H(mm)	M8×1(13)
力矩螺母 Nut Torque(Nm)	1309
绝缘材料Insulation material	>PA66
阻燃等级 Flame retardant grade	UL94-V0

JHL1-151A	说明Note
主线 Mainling(mm^2)	25-95
支线 Extension(mm^2)	(2.5)6-35
最大电流Current Maximum(A)	200
螺栓/数量/H Bolt/volume/H(mm)	M8×1(13)
力矩螺母 Nut Torque(Nm)	1314
绝缘材料Insulation material	>PA66
阻燃等级 Flame retardant grade	UL94-V0

JHL1-201A	说明Note
主线 Mainling(mm^2)	35-95
支线 Extension(mm^2)	25-95
最大电流Current Maximum(A)	377
螺栓/数量/H Bolt/volume/H(mm)	M8×1(13)
力矩螺母 Nut Torque(Nm)	1318
绝缘材料Insulation material	>PA66
阻燃等级 Flame retardant grade	UL94-V0

JHL1-251A	说明Note
主线 Mainling(mm^2)	50-150
支线 Extension(mm^2)	25-95
最大电流Current Maximum(A)	377
螺栓/数量/H Bolt/volume/H(mm)	M8×1(13)
力矩螺母 Nut Torque(Nm)	1318
绝缘材料Insulation material	>PA66
阻燃等级 Flame retardant grade	UL94-V0

JHL1-271A	说明Note
主线 Mainling(mm^2)	35-120
支线 Extension(mm^2)	35-120
最大电流Current Maximum(A)	437
螺栓/数量/H Bolt/volume/H(mm)	M8×1(13)
力矩螺母 Nut Torque(Nm)	1318
绝缘材料Insulation material	>PA66
阻燃等级 Flame retardant grade	UL94-V0

JHL1-281A	说明Note
主线 Mainling(mm^2)	50-185
支线 Extension(mm^2)	(2.5)6-35
最大电流Current Maximum(A)	200
螺栓/数量/H Bolt/volume/H(mm)	M8×1(13)
力矩螺母 Nut Torque(Nm)	1314
绝缘材料Insulation material	>PA66
阻燃等级 Flame retardant grade	UL94-V0

JHL1-401A	说明Note
主线 Mainling(mm^2)	50-185
支线 Extension(mm^2)	50-150
最大电流Current Maximum(A)	504
螺栓/数量/H Bolt/volume/H(mm)	M8×1(13)
力矩螺母 Nut Torque(Nm)	1318
绝缘材料Insulation material	>PA66
阻燃等级 Flame retardant grade	UL94-V0

NEW

ezitown
ELECTRIC SOLUTIONS

JHL1 SERIES

绝缘穿刺夹系列
INSULATION PUNTURE SERIES CLAMPS

JHL1-431A	说明Note
主线 Mainling(mm^2)	70-240
支线 Extension(mm^2)	15-95
最大电流Current Maximum(A)	377
螺栓/数量/H Bolt/volume/H(mm)	M10×2(17)
力矩螺母 Nut Torque(Nm)	1720
绝缘材料Insulation material	>PA66
阻燃等级 Flame retardant grade	UL94-V0

JHL1-451A	说明Note
主线 Mainling(mm^2)	95-240
支线 Extension(mm^2)	95-240
最大电流Current Maximum(A)	530
螺栓/数量/H Bolt/volume/H(mm)	M10×2(17)
力矩螺母 Nut Torque(Nm)	1725
绝缘材料Insulation material	>PA66
阻燃等级 Flame retardant grade	UL94-V0

JHL1-551A	说明Note
主线 Mainling(mm^2)	120-400
支线 Extension(mm^2)	95-240
最大电流Current Maximum(A)	679
螺栓/数量/H Bolt/volume/H(mm)	M10×2(17)
力矩螺母 Nut Torque(Nm)	1737
绝缘材料Insulation material	>PA66
阻燃等级 Flame retardant grade	UL94-V0

JHL1-45401A	说明Note
主线 Mainling(mm^2)	50-120
支线 Extension(mm^2)	50-120
最大电流 Current Maximum(A)	437
最大穿刺厚度 Thickness of the largest puncture(mm)	4.5
最大穿刺直径 the largest diameter puncture(mm)	22.8
螺栓/数量/H Bolt/volume/H(mm)	2×M10(17)
力矩螺母 Nut Torque(Nm)	1314
绝缘材料Insulation material	>PA66
阻燃等级 Flame retardant grade	UL94-V0

JHL1-45501A	说明Note
主线 Mainling(mm^2)	95-240
支线 Extension(mm^2)	95-185
最大电流 Current Maximum(A)	679
最大穿刺厚度 Thickness of the largest puncture(mm)	4.5
最大穿刺直径 the largest diameter puncture(mm)	29/26.3
螺栓/数量/H Bolt/volume/H(mm)	2×M10(17)
力矩螺母 Nut Torque(Nm)	1720
绝缘材料Insulation material	>PA66
阻燃等级 Flame retardant grade	UL94-V0

JHL1-45531A	说明Note
主线 Mainling(mm^2)	95-300
支线 Extension(mm^2)	35-95
最大电流 Current Maximum(A)	339
最大穿刺厚度 Thickness of the largest puncture(mm)	4.5
最大穿刺直径 the largest diameter puncture(mm)	31.1/21.3
螺栓/数量/H Bolt/volume/H(mm)	2×M10(17)
绝缘材料Insulation material	>Pa66
阻燃等级 Flame retardant grade	UL94-V0